

SR&R 2023 Community Survey Results

Fairfax County Public Schools is in the process of updating the Student Rights and Responsibilities (SR&R) document for the 2023-24 School Year. This comprehensive, anonymous, and voluntary survey gave staff, students, parents/guardians an opportunity to provide feedback on proposed changes to the SR&R.

Our goal is to ensure every student's right to an education in a safe, civil, and caring environment. The SR&R supports this stance by providing clear expectations for student behavior, responses to that behavior, and supports that may be needed. The results provide a snapshot of the respondents, based on: Race/Ethnicity; specific connection to FCPS- to include roles within FCPS; and specific services received within the FCPS system. This survey serves as a barometer of the community's support of the SR&R and the proposed changes to the SR&R.

EXECUTIVE SUMMARY

This report summarizes the results of the 2023 Fairfax County Staff/Community SR&R Survey. The survey examined the levels of support for SR&R in general and the proposed changes for the upcoming 2023-24 school year. The participation in this survey was voluntary and anonymous. The survey results will help FCPS make informed decisions and provide the necessary supports to our students so that they can thrive in the academic environment. FCPS remains committed to listening to its residents/stakeholders and understanding your opinions and experiences in key areas.

KEY FINDINGS

- Out of approximately 13,148 responses to the survey, 49.3% were parents/guardians; 29.7% were FCPS staff members; and 21% were students grades 7-12th (Figure 1).

Which of the following best describes your role in FCPS?

13,148 responses

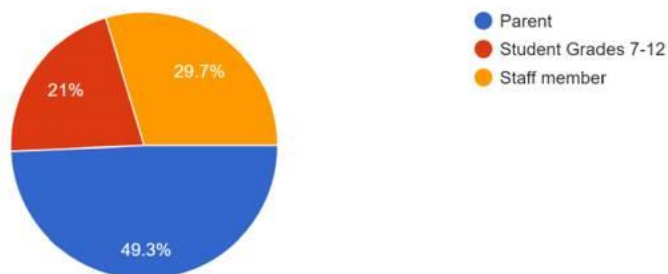


Figure 1

- 58.4 % of the respondents were representative of a parent/guardian of a child in PreK- grade 6, 41.8% of the respondents were representative of a parent/guardian of a child in grades 9-12, and 25.5% of the respondents were representative of a parent/guardian of a child in grades 7-8 (Figure 2).

I am the parent/guardian of student(s) in the following grade levels:

6,474 responses

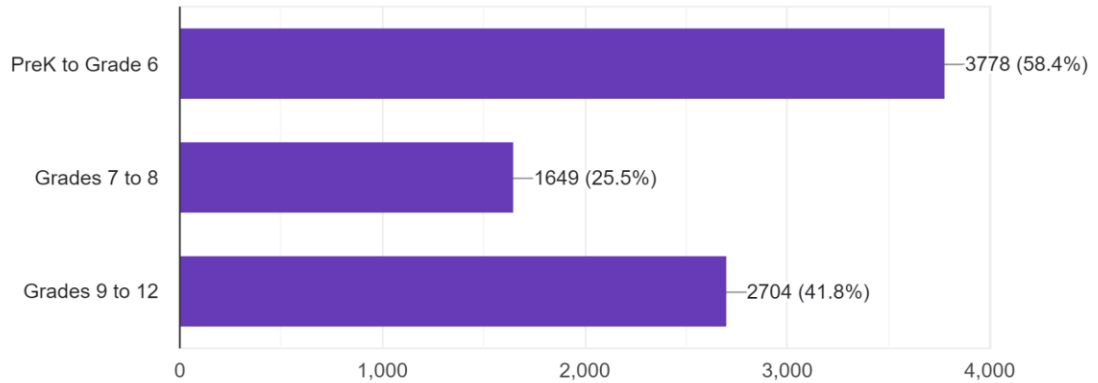


Figure 2

- Out of 6,336 responses to the question: *Is your child Hispanic of Latino/Latina?* 87.1% of the respondents reported **No**, while 12.9% reported **Yes** (Figure 3)

Is your child Hispanic or Latino/Latina?

6,336 responses

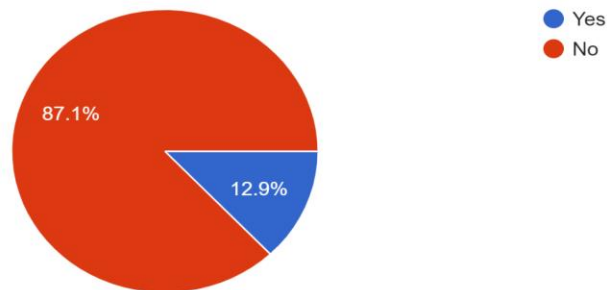


Figure 3

- Out of 6,115 responses to the question: **What is your child's race?** 71.5% reported as **White**, 24.1% reported as **Asian**, and 10.7% reported **Black** (Figure 4).

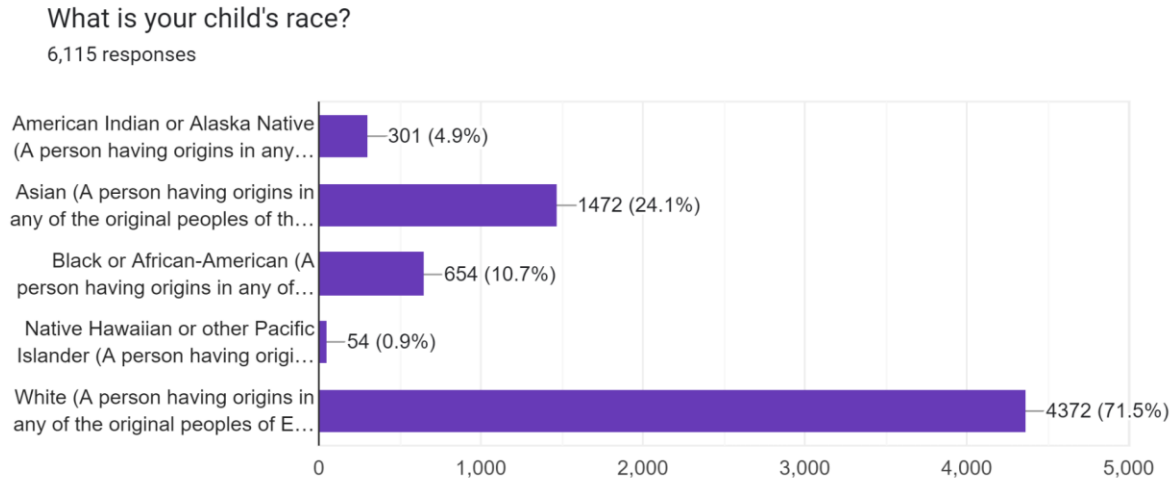


Figure 4

- Out of 6,439 responses to the question: **Does your child receive special education services?** 75.6% reported **No**, while 22.3% reported **Yes** (Figure 5).

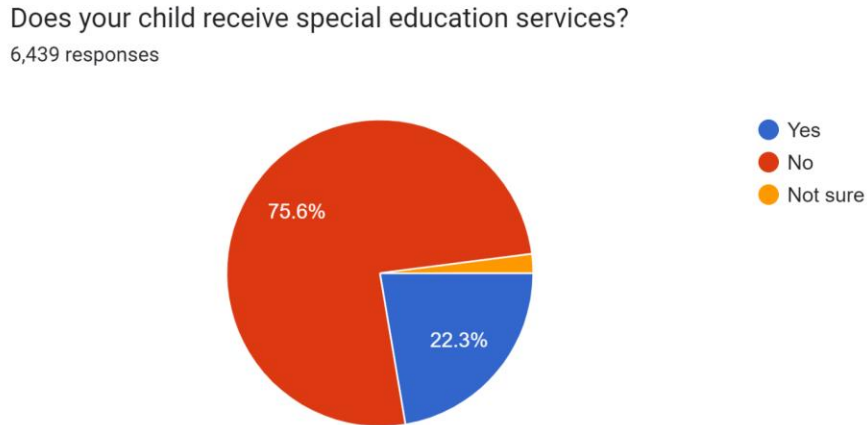


Figure 5

- Out of 6,442 responses to the question: **Does your child receive English for Speakers of Other Languages (ESOL) services?** 92.4% reported **No**, while 6% reported **Yes** (Figure 6).

Does your child receive English for Speakers of Other Languages (ESOL) services?
6,442 responses

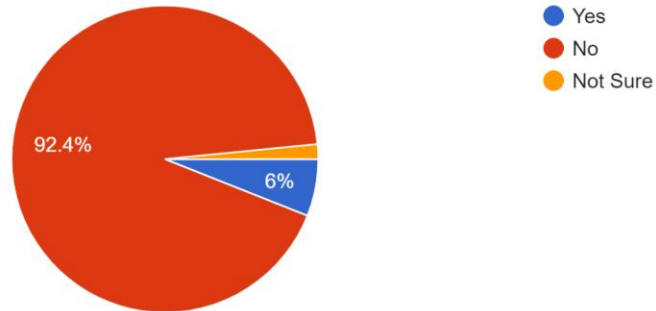


Figure 6

- Out of 2,756 responses to the question: **I am an FCPS student in what grade?** 56.1% reported to being in grades 7-8th, while 43.9% reported to being in grades 9-12th (Figure 7).

I am an FCPS student in:
2,756 responses

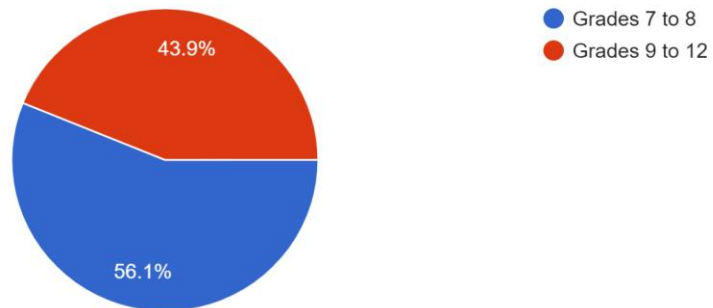


Figure 7

- Out of 3,883 responses to the question: **What best describes the school level at which you work?** 39% reported the Elementary level; 34.2% High School level; 17% reported Middle School level; and 9.9 % reported they in a Non-School based position (Figure 8).
- When asked, **What best describes your role in FCPS?** There were 3,884 responses. Out of those responses, 48% reported Classroom Teacher; 12.3% reported Operational Staff; 9.1% reported Instructional Assistant; and 8.1% reported Resource Teacher (Figure 9).

What best describes the school level at which you work?

3,883 responses

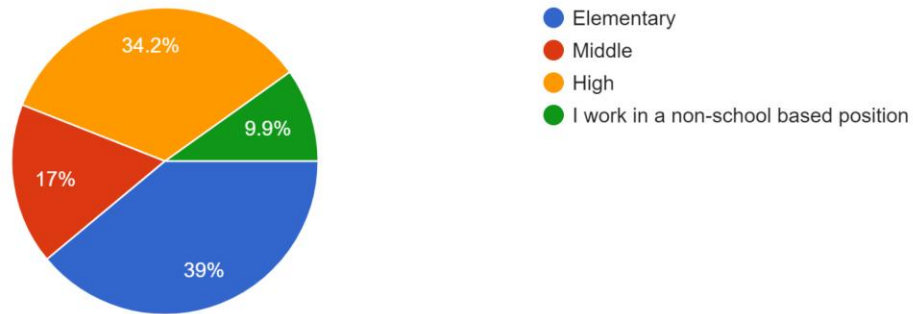


Figure 8

What best describes your role in FCPS?

3,884 responses

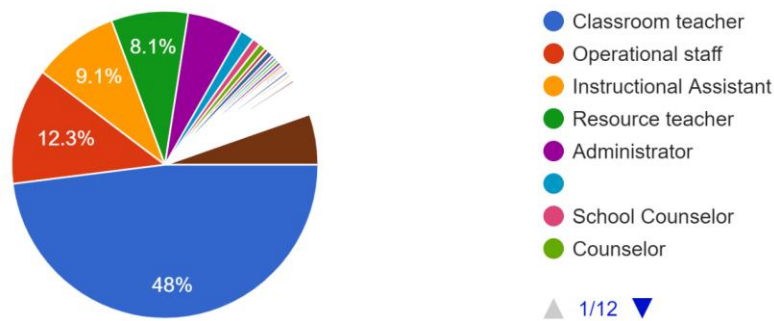


Figure 9

- Out of 12,932 responses to the question: **To what extent are you supportive of the proposed changes to student dress code in the SR&R?** 39.7% stated they are *Supportive* of the proposed changes. There were 34.2% of the respondents that reported to be *Very Supportive* of the proposed changes, and 14.1% stated they are *Somewhat Supportive* (Figure 10).

To what extent are you supportive of the proposed changes to student dress code in the SR&R?
12,932 responses

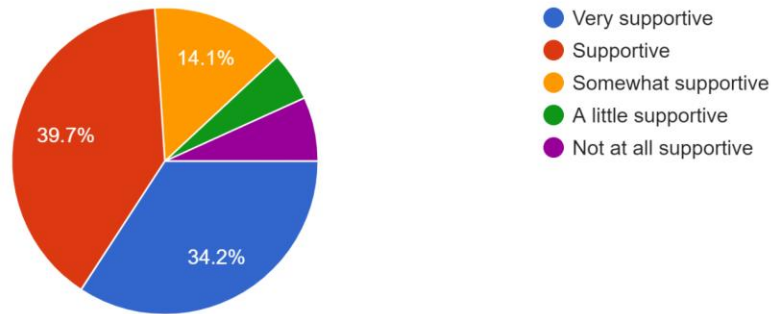


Figure 10

- Out of 12,898 responses to the question: **To what extent are you supportive of FCPS' approach to student dress code in the SR&R?** 40.5% reported *Supportive*; 25.3% reported *Very Supportive*; and 14.9% reported *Somewhat Supportive* (Figure 11).

To what extent are you supportive of FCPS' approach to student dress code in the SR&R? The 2022-23 SRR can be accessed [HERE](#).
12,898 responses

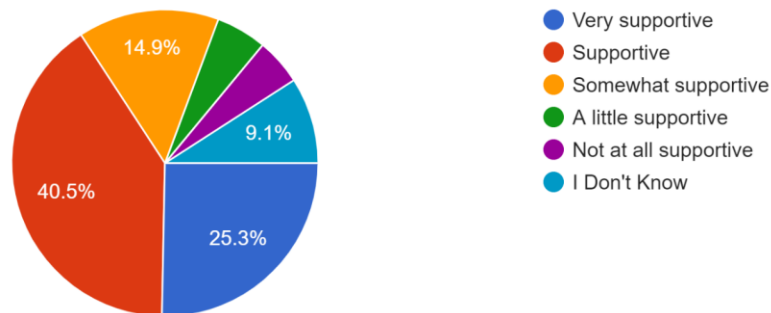


Figure 11

- Out of 12,821 responses to the question: **To what extent are you supportive of the proposed changes to the substance misuse section of the SR&R?** 39.5% reported *Very Supportive*; 40.2% reported *Supportive*; and 11.5% reported *Somewhat Supportive* (Figure 12).
- Out of 12,793 responses to the question: **To what extent are you supportive of FCPS' overall approach to substance misuse in the SR&R?** 39.2% reported *Supportive*; 32.2% reported *Very Supportive*; 12% reported *Somewhat Supportive*; and 7.9% reported *I Don't Know* (Figure13).

To what extent are you supportive of the proposed changes to the substance misuse section of the SR&R?

12,821 responses

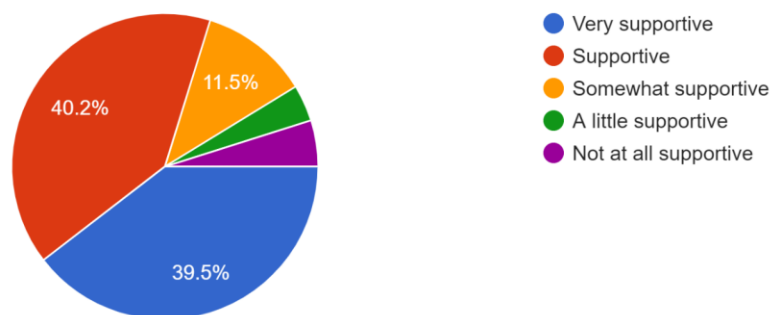


Figure 12

To what extent are you supportive of FCPS' overall approach to substance misuse in the SR&R? The 2022-23 SRR can be accessed [HERE](#).

12,793 responses

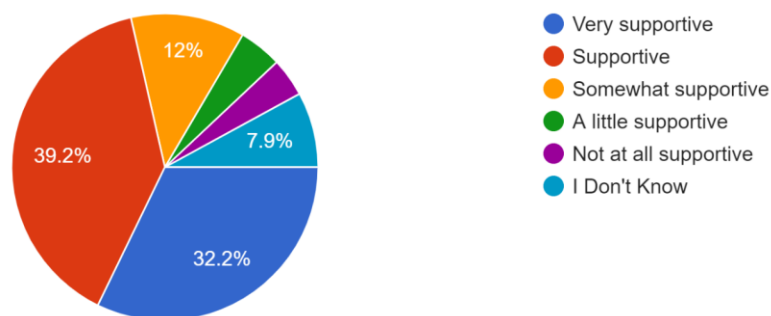


Figure 13

- Out of 12,916 responses to the question: **To what extent are you supportive of the proposed changes to addressing discriminatory harassment in the SR&R?** 42% reported *Very Supportive*; 35.8% reported *Supportive*; 9.5% reported *Somewhat Supportive*; and 8.6% reported *Not at All Supportive* (Figure 14).
- Out of 12,830 responses to the question: **To what extent are you supportive of FCPS' overall approach to addressing discriminatory harassment in the SR&R?** 37.5% reported *Supportive*; 32.3% reported *Very Supportive*; 12% reported *Somewhat Supportive*; and 7.7% reported *I Don't Know* (Figure 15).

To what extent are you supportive of the proposed changes to addressing discriminatory harassment in the SR&R?

12,916 responses

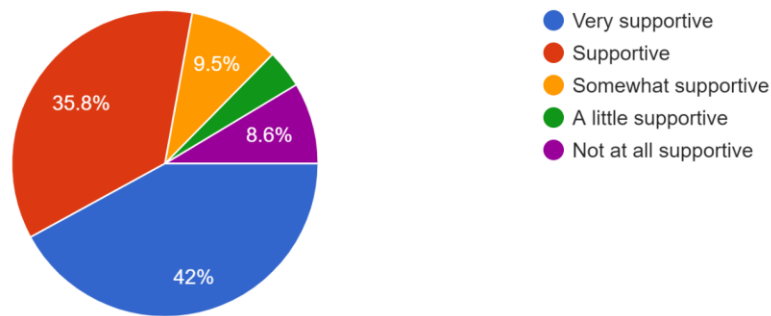


Figure 14

To what extent are you supportive of FCPS' overall approach to addressing discriminatory harassment in the SR&R? The 2022-23 SRR can be accessed [HERE](#).

12,830 responses

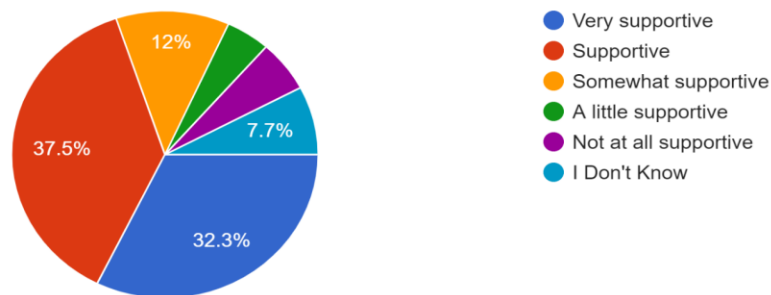


Figure 15

- Out of 12,768 responses to the question: **To what extent are you supportive of the proposed changes to the hazing section of the SR&R?** 41.2% reported they are *Supportive*; 39.8% reported *Very supportive*; and 11.5% reported *Somewhat Supportive* (Figure 16).
- Out of 12,676 responses to the question: **To what extent are you supportive of FCPS' overall approach to the hazing in the SR&R?** 40.7% reported they are *Supportive*; 32.1% reported *Very Supportive*; 11.7% reported *Somewhat Supportive*; and 9.5% reported *I Don't Know* (Figure 17).

To what extent are you supportive of the proposed changes to the hazing section of the SR&R?
12,768 responses

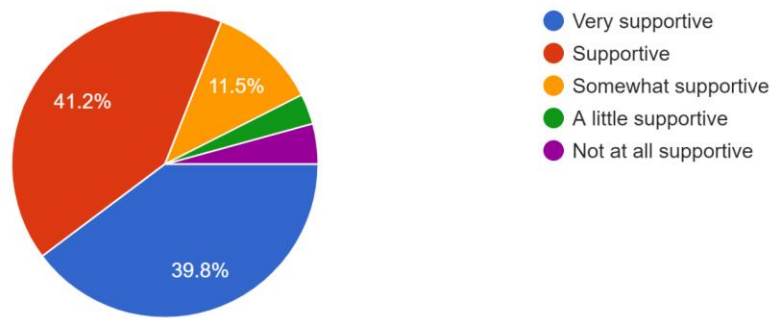


Figure 16

To what extent are you supportive of FCPS' overall approach to hazing in the SR&R? The 2022-23 SRR can be accessed [HERE](#).
12,676 responses

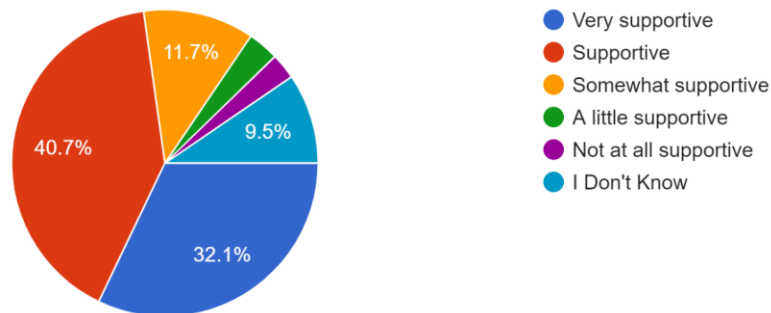


Figure 17

- Out of 12,805 responses to the question: **To what extent are you supportive of the proposed changes to the bullying section of the SR&R?** 40.5% reported as being *Very Supportive*; and 40.4% reported being *Supportive* (Figure 18).
- Out of 12,735 responses to the question: **To what extent are you supportive of FCPS' overall approach to bullying in the SR&R?** 39.7% reported as being *Supportive*; 32.8% reported being *Very Supportive*; 11.9% reported being *Somewhat Supportive*; and 7.9% reported *I Don't Know* (Figure 19).

To what extent are you supportive of the proposed changes to the bullying section of the SR&R?
12,805 responses

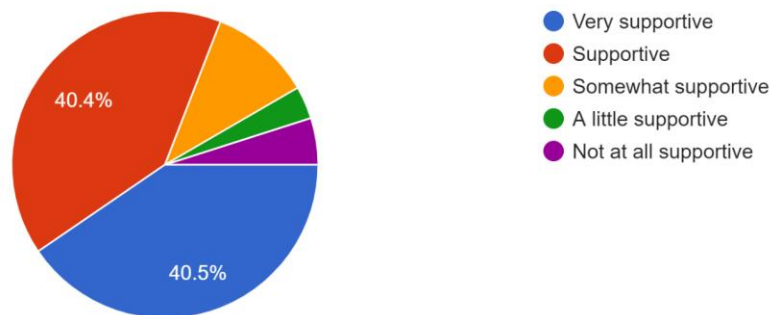


Figure 18

To what extent are you supportive of FCPS' overall approach to bullying in the SR&R? The 2022-23 SRR can be accessed [HERE](#).

12,735 responses

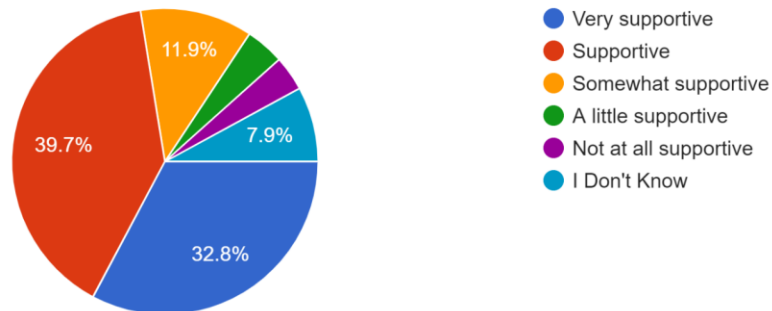


Figure 19

- Out of 12,939 responses to the question: **To what extent are you supportive of the proposes changes to the cell phone section of the SR&R?** 46.4% of the respondents reported to be *Very Supportive*; 30.7% reported to be *Supportive*; 9.8% reported to be *Somewhat Supportive*; and 8.3% reported to be *Not at All Supportive* (Figure 20).

To what extent are you supportive of the proposed changes to the cell phone section of the SR&R?
12,939 responses

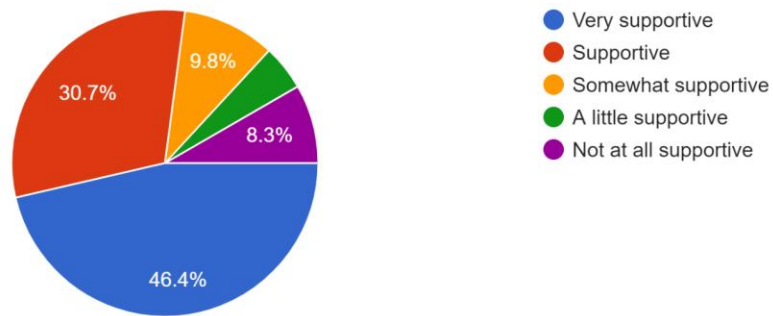


Figure 20