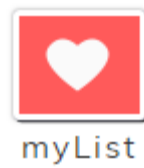


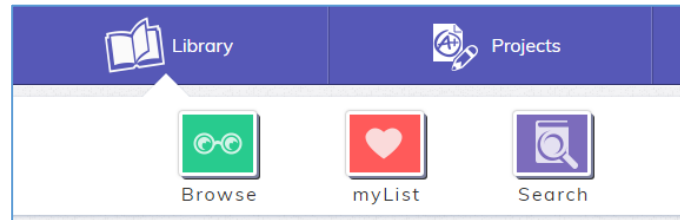
Adding Books to



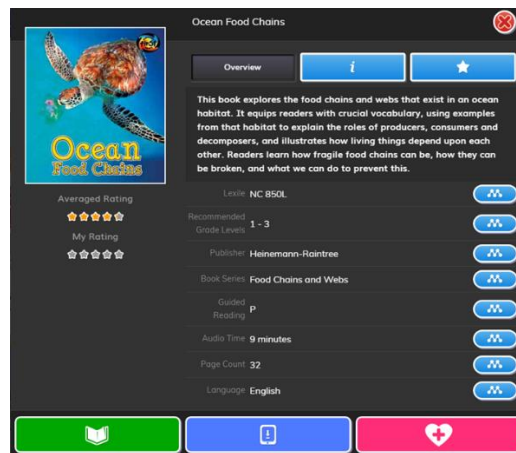
in



Adding books to myList makes them easy find to read again and again.
First find a book that you like using Browse or Search.




When you find a book that you might like, click on the cover image to see the Information page or hover over the book.

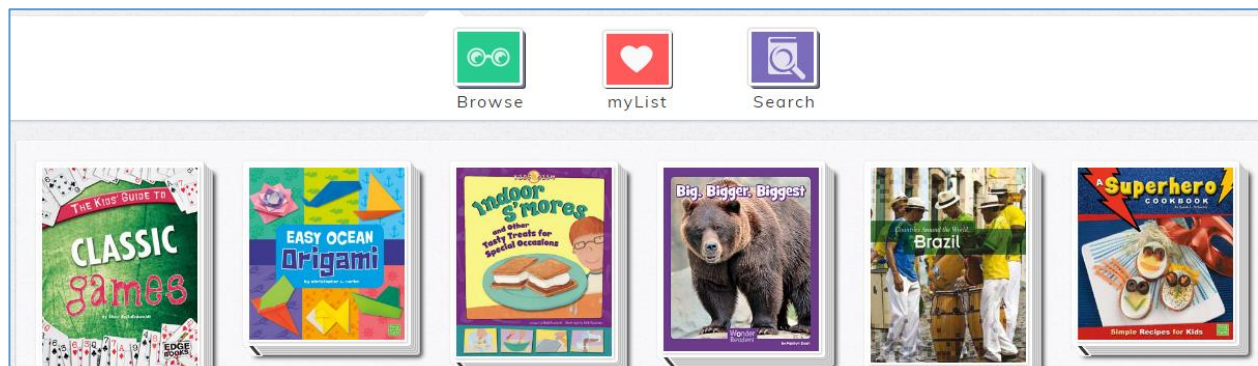



Click on 

and the books will be added to



To view the books in myList click on



Reviewing Reading Activity in



Parents can monitor what their child is reading in myON by:

1. clicking on the student's name at the top of the screen,
2. then clicking on the **Activity** icon.

The screenshot shows the myON interface for a student named 'Funny Bunny'. The top navigation bar includes 'myON', 'Library', and 'Projects'. The user's name 'Funny Bunny' and role 'Student' are displayed, along with a profile picture and a red 'X' icon. Below the navigation bar are five icons: 'Activity', 'Journal', 'Portfolio', 'Avatar', and 'Profile'. The main content area is titled 'your myON Reading Activity' and displays summary statistics: 6 books finished, 114 pages read, 10 minutes spent reading, and a last login of 7:49 am, 5/29/18. A table below shows a list of books read, including 'Big Sisters Are the Best', 'Jane Goodall', and 'The U.S. Constitution, Bill of Rights, and a New Nation', with columns for Title, Opened, Last Accessed, Finished, Quiz, and Rating.

	Title	Opened	Last Accessed	Finished	Quiz	Rating
	Big Sisters Are the Best	8:03 am, 5/29/18	8:04 am, 5/29/18		5	★★★★★
	Jane Goodall	8:00 am, 5/29/18	8:02 am, 5/29/18		5	★★★★★
	The U.S. Constitution, Bill of Rights, and a New Nation	7:57 am, 5/29/18	7:58 am, 5/29/18		5	★★★★★