

Kent Gardens ES

October 7, 2022

Agenda

- Welcome- Holly McGuigan and Elaine Tholen
- General Comments- Region 2 Assistant Sup, Fabio Zuluaga
- Enrollment History at Kent Gardens- Brian Schoester
- Reflection and Potential Next Steps- Discussion

Kent Garden ES Facilities Solutions Implemented

Historical Membership, Capacity Utilization, and Solutions Implemented

SCHOOL YEAR	MEMBERSHIP	PROGRAM CAPACITY UTILIZATION	SOLUTIONS IMPLEMENTED OR IN PROGRESS
SY 2012-13	906	111%	A. Increased efficiency by reassigning instructional spaces within a school to accommodate increase in membership. C. Minor interior facility modifications to create additional instructional space and help to accommodate capacity deficit. D. Added temporary classrooms to accommodate short-term capacity deficit.
SY 2013-14	919	113%	
SY 2014-15	922	113%	
SY 2015-16	928	108%	
SY 2016-17	966	114%	A. Increased efficiency by reassigning instructional spaces within a school to accommodate increase in membership. C. Minor interior facility modifications to create additional instructional space and help to accommodate capacity deficit.
SY 2017-18	1,025	121%	
SY 2018-19	996	117%	
SY 2019-20	1,047	123%	A. Increased efficiency by reassigning instructional spaces within a school to accommodate increase in membership. D. Added temporary classrooms to accommodate short-term capacity deficit.
SY 2020-21	1,016	Unavailable	
SY 2021-22	1,023	121%	

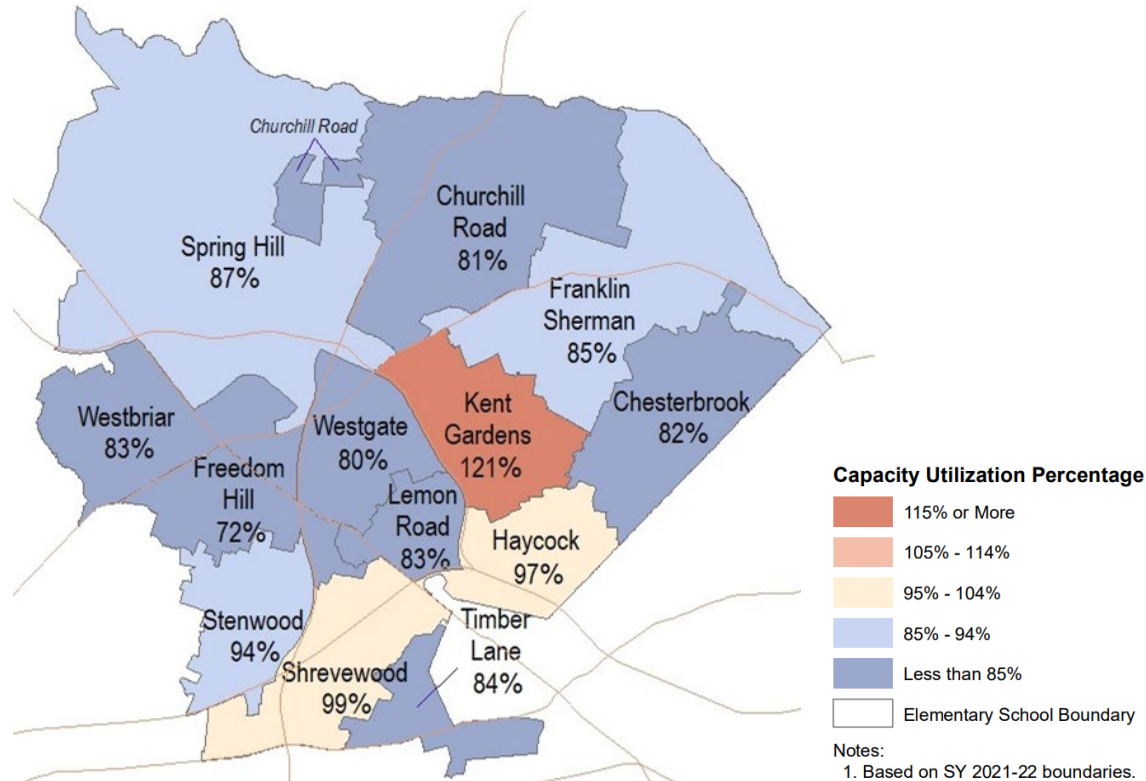
Sources:

1. FCPS, *Certified Membership*, September 2012 to September 2021.
2. Facilities Planning Services, *Capacity and Utilization Surveys*, SY 2012-13 to SY 2019-20 and SY 2021-22.
3. FCPS, Design and Construction, *Trailer Asset Report*, September 2021.
4. FCPS, Design and Construction, *Facilities Improvement List*, December 2021.

Notes:

1. Membership numbers include general education, special education, AAP, FCPS PreK, and preschool.
2. Pre-construction program capacity was used for schools under construction for that school year.
3. Program capacity utilization percentage is unavailable for SY 2020-21 due to the COVID-19 pandemic.
4. To view information pertaining to membership, facilities, and capacity, please visit the [FCPS Facilities and Membership Dashboards](http://www.fcps.edu/about-fcps/facilities-planning-future/facilities-and-membership-dashboards) at www.fcps.edu/about-fcps/facilities-planning-future/facilities-and-membership-dashboards.
5. Project status, where applicable, as of December 2021. To view updated project status, please visit www.fcps.edu/about/Capital-Improvement-Project-Status.

Area Elementary School Capacity Utilization SY 2021-22



Programs and Impacts to Kent Gardens ES

- March 23, 1989: School Board approved a pilot of partial language immersion at 8 sites for the 1990-91 school year
- November 21, 1991: School Board approved continued implementation of immersion programs
- SY 2015-16: Advanced Academic Program (AAP) Local Level IV Program implemented

Source: FCPS, School Board Minutes Prior to 2017.
<https://insys.fcps.edu/schoolboardapps/searchmenu.cfm>

Kent Gardens ES Data

	SY12-13	SY13-14	SY14-15	SY15-16	SY16-17	SY17-18	SY18-19	SY19-20	SY20-21	SY21-22
Membership	906	919	922	928	966	1,025	996	1,047	1,016	1,023
Program Capacity	813	813	815	858	848	848	848	848	N/A	848
Program Capacity Utilization	111%	113%	113%	108%	114%	121%	117%	123%	N/A	121%
Transfers In	214	198	187	191	195	192	190	193	197	198
Transfers In for Language Immersion	183	176	175	178	173	178	176	180	183	174
Transfers Out	142	145	139	133	111	84	85	70	62	44
School Base Population	834	866	874	870	882	917	891	924	881	869
Lottery Split (In-boundary / out of boundary)	60/40	60/40	60/40	60/40	60/40	60/40	60/40	60/40	60/40	60/40

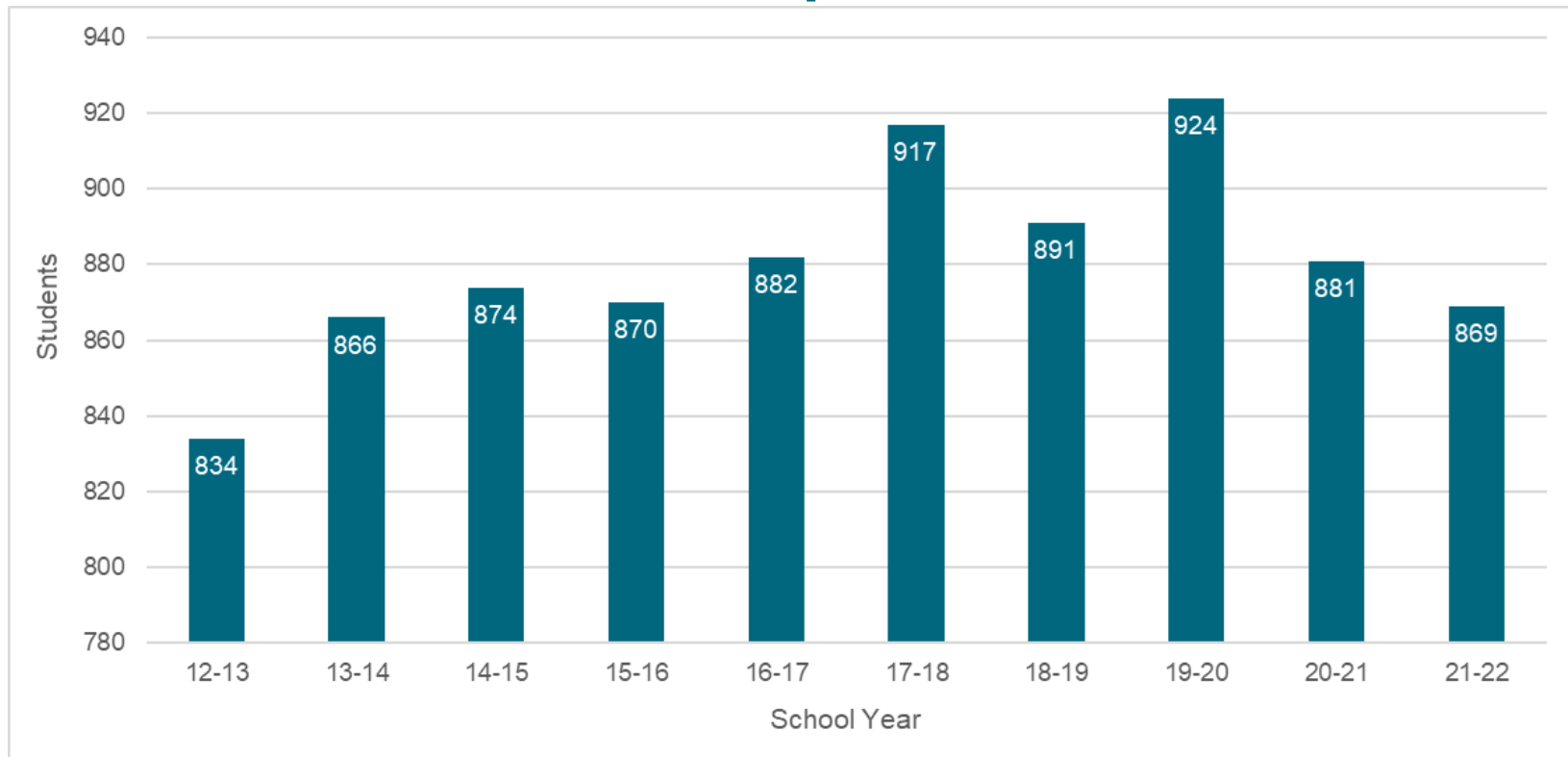
Source: FCPS, Certified Student Membership, September 2012 to September 2021.

SY 2022-23 Lottery Splits is 75% in-boundary, 25% out-of-boundary.

September 2022 Certified Student Membership and Capacity Not Yet Available.

Available on FCPS Facilities and Membership Dashboards: <https://www.fcps.edu/about-fcps/facilities-planning-future/facilities-and-membership-dashboards>

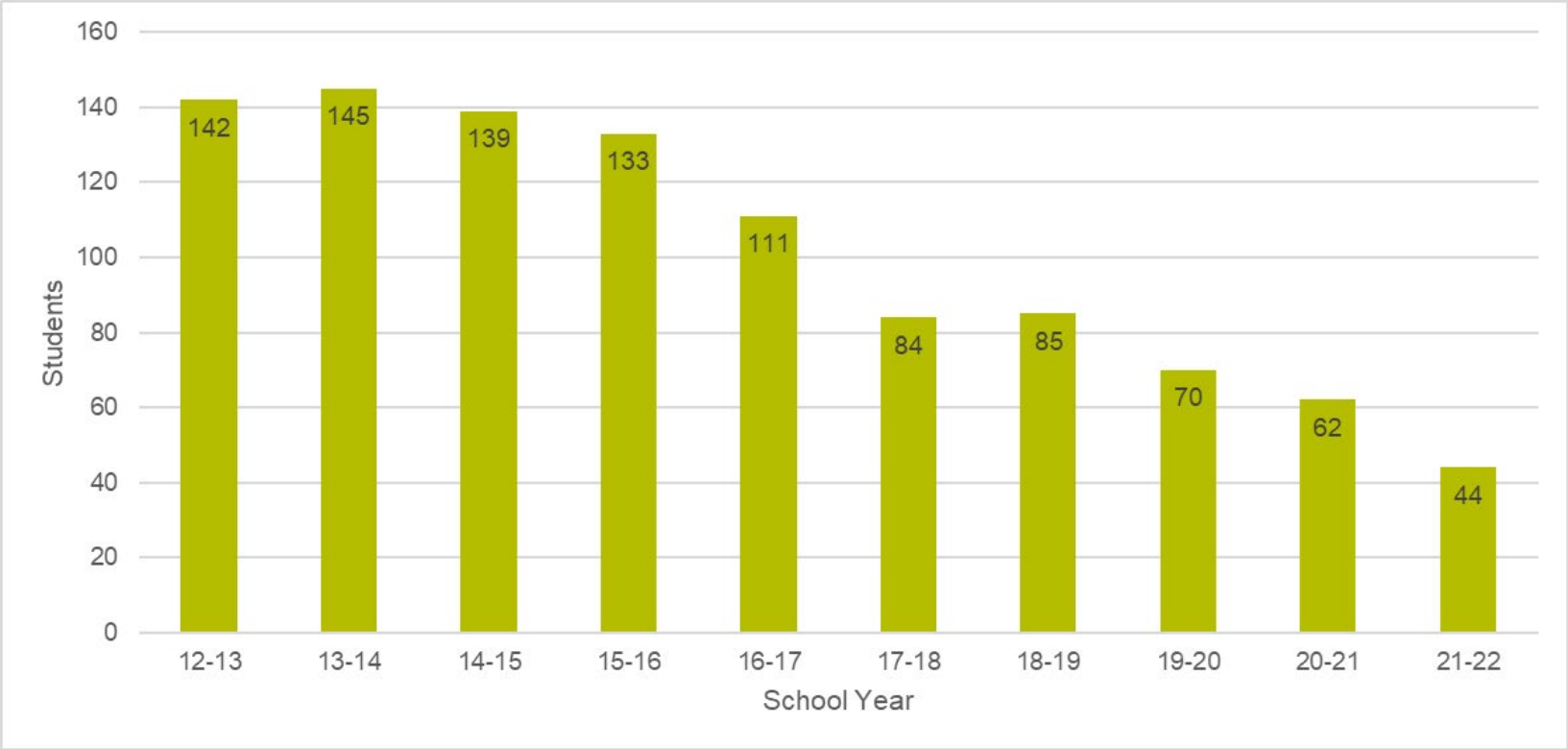
Kent Gardens ES Base Population



Source: FCPS, Certified Student Membership, September 2012 to September 2021.

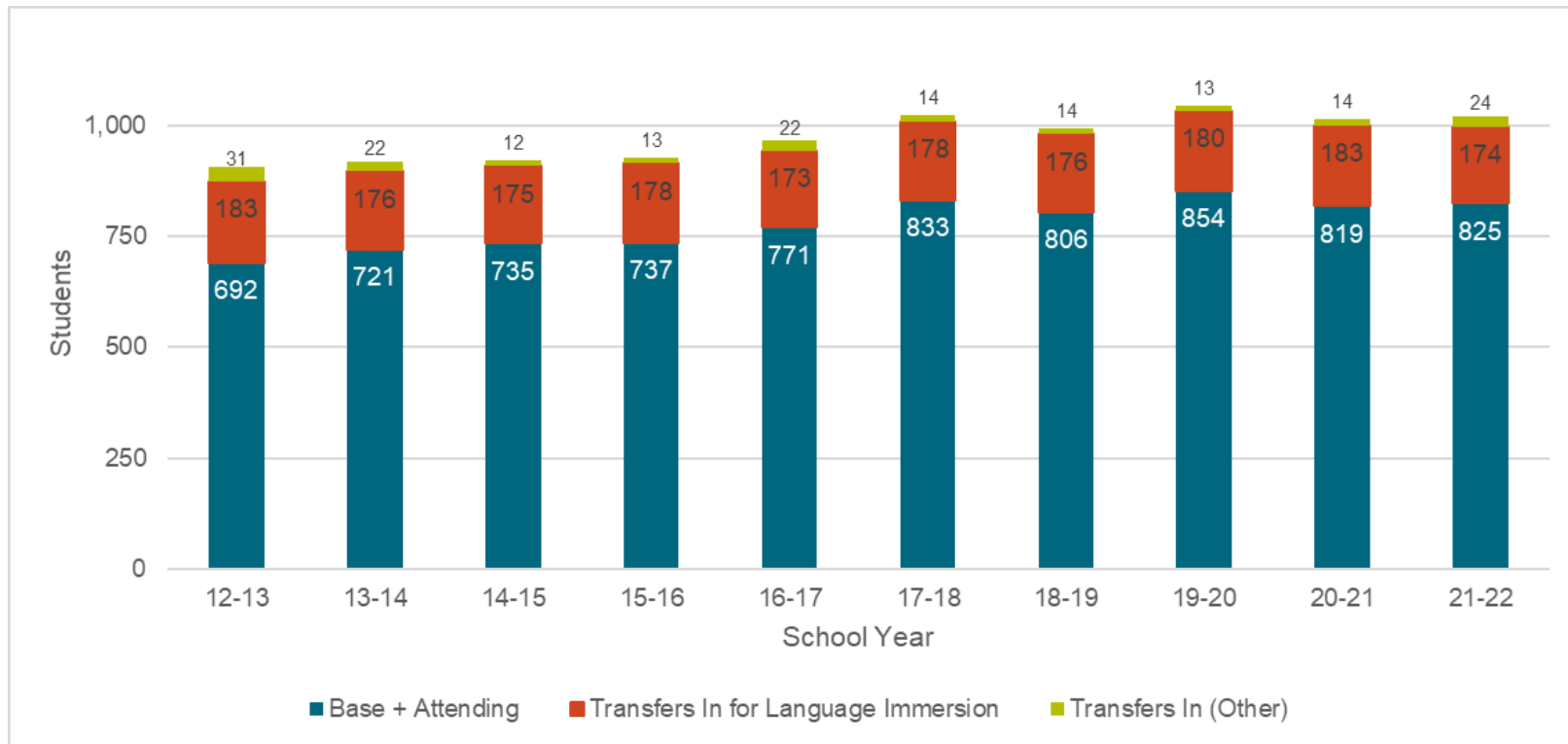
Note: September 2022 Certified Membership not yet available

Kent Gardens ES Transfers Out (to Other Schools)



Source: FCPS, Certified Student Membership, September 2012 to September 2021.
Note: September 2022 Certified Membership not yet available

Kent Gardens ES Attending (with Transfers In)



Source: FCPS, Certified Student Membership, September 2012 to September 2021.

Note: September 2022 Certified Membership not yet available

Facility and Site Constraints

- Site Restrictions
 - RPA - Resource Protection Area limits ability to build
 - Parking needs
- Location in Neighborhood
 - Single entrance/exit
 - Increased traffic on residential streets
 - Limits vertical expansion

Explored Options

Current Status:

3 French DLI Classes (75/25 vs. 60/40)

Explored Options:

1. 2 French DLI Classes (75/25)
2. 2 French DLI Classes (60/40)
1. Boundary Change

Feedback/Discussion

- Breakout Groups (20 min)
 - Add to Chart 1-Initial Ideas for Solutions
 - Add to Chart 2-Questions and Concerns
- All Feedback will be compiled
- Use the QR codes to be informed and to add more comments as we move forward
- Closure/Next Steps