

# Fairfax County Public Schools Hearings Office Annual Report 2018-19 School Year



## **Executive Summary**

### **Hearings Office Annual Report, 2018-19 School Year**

During the 2018-19 school year, school principals and program administrators submitted 883 student disciplinary referrals to the Hearings Office, an 18% increase in Hearings Office referrals compared to the previous school year. An examination of student misconduct resulting in referrals to the Division Superintendent demonstrates that 49% were based primarily upon drug-related violations, 21% upon assault-related violations, 11% upon weapons-related violations, and 19% upon other prohibited conduct. While referrals increased across all offense categories, drug-related referrals increased most significantly, by 38%.

An examination of demographic data<sup>1</sup> revealed that Hearings Office referrals increased at all levels: elementary, middle, and high. However, less than one-half of one percent (0.44%) of all Fairfax County Public Schools students were referred to the Hearings Office for disciplinary action: less than one-tenth of one percent (0.07%) of all elementary school students, less than three-quarters of one percent (0.71%) of all middle school students, and just over one percent (1.02%) of all high school students. As was true in previous school years, less than one percent (1%) of students in each of the four largest ethnic/racial subgroups (Asian, Black, Hispanic, and White), were referred to the Hearings Office. However, Black and Hispanic students continued to be disproportionately referred to the Hearings Office, as did special education students.

Following hearings conducted to consider the 883 disciplinary referrals, the Hearings Office permitted 272 students (31%) to return to their schools, reassigned 66 students (7%) to different regular schools, reassigned 519 students (59%) to alternative educational settings, long-term suspended 25 students (3%), and forwarded one student (less than 1%) to the School Board with a recommendation for expulsion. The School Board expelled one student from the Fairfax County Public Schools.

---

<sup>1</sup> Demographic data is based upon FCPS's membership report for September 2018.

# ***Hearings Office Annual Report 2018-19 School Year***

## **Table of Contents**

<i>Introduction .....</i>	<i>1</i>
<i>Summary .....</i>	<i>2</i>
<i>Total Hearings 2010-19.....</i>	<i>3-5</i>
<i>Demographics.....</i>	<i>6-13</i>
<i>Violations .....</i>	<i>14-19</i>
<i>Recidivism .....</i>	<i>20</i>
<i>Hearings Office Decisions.....</i>	<i>21-23</i>
<i>School Board Summary .....</i>	<i>24</i>
<i>School Board Decisions.....</i>	<i>25</i>

## ***Introduction***

This is a report on disciplinary referrals and recommendations submitted to the Superintendent's Hearings Office during the 2018-19 school year. This report includes data on:

- Referral to the Division Superintendent—Submission for consideration of a student disciplinary action greater than a short-term suspension
- Recommendation for Exclusion—Recommends imposition of a student's expulsion or long-term suspension from another school district or private school
- Recommendation for Reassignment—Recommends assignment to an alternative educational setting for a student who has been charged with an alleged community-based crime

This report does not include data on short-term suspensions or other school-based consequences.

Inquiries about the Hearings Office Annual Report should be directed to Dana Scanlan, the Superintendent's Hearing Officer, at the Hearings Office, Fairfax County Public Schools, 8115 Gatehouse Road, Falls Church, Virginia 22042.

## ***Summary***

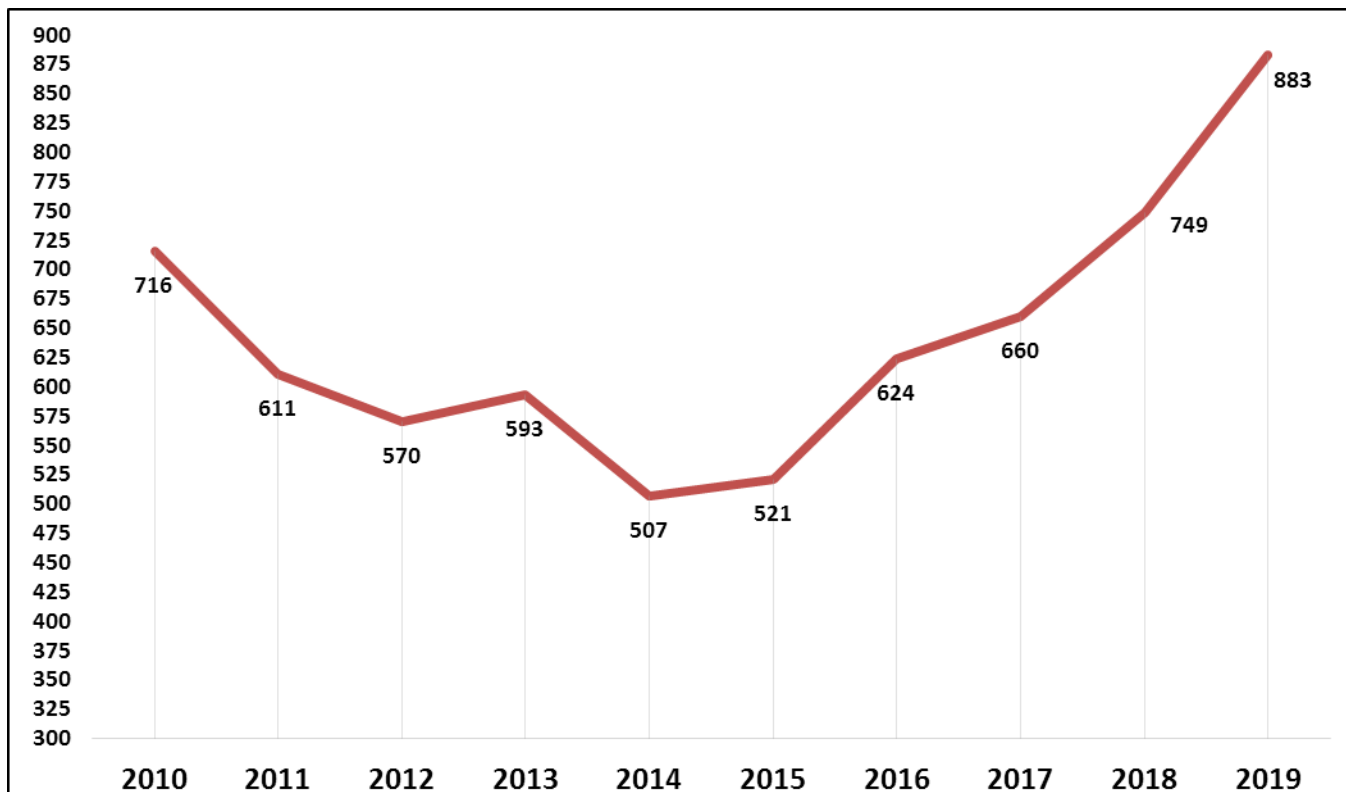
883 hearings were conducted by the Hearings Office during the 2018-19 school year to consider:

- 801 referrals to the Division Superintendent
- 75 reassignment recommendations
- 7 exclusion recommendations

The School Board considered 67 cases.

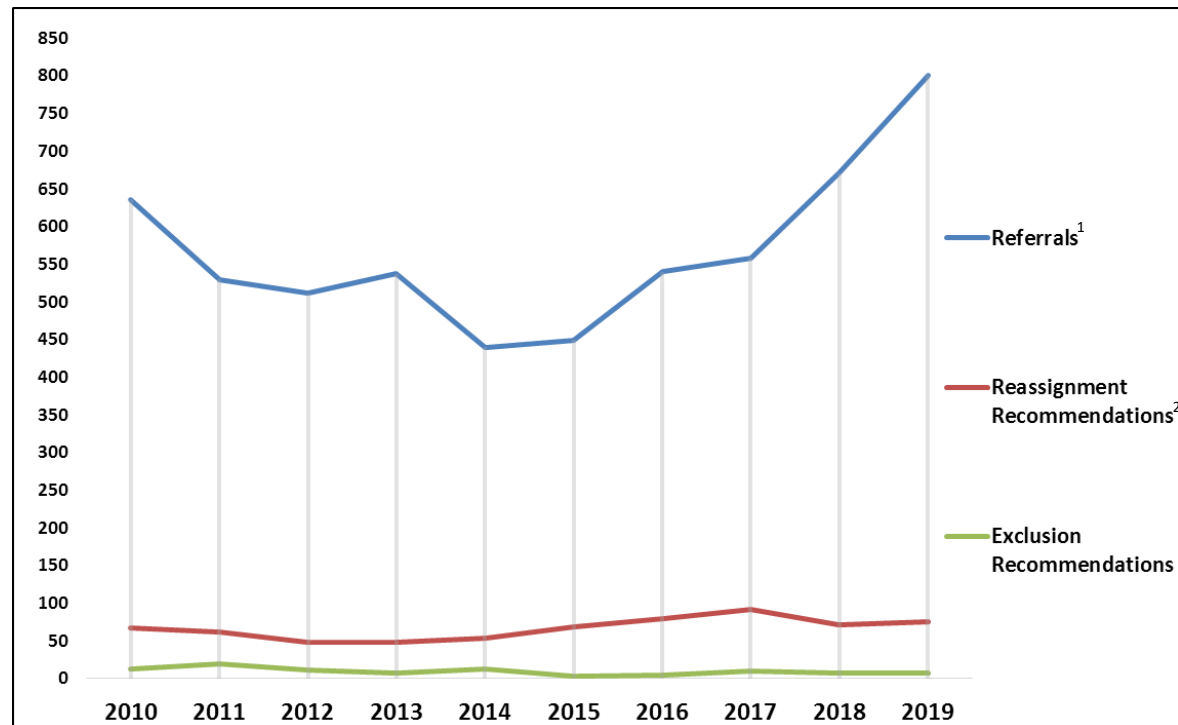
## ***Total Hearings 2010-19***

Total hearings to consider disciplinary referrals and recommendations conducted by the Hearings Office for the 2009-10 school year through the 2018-19 school year.



## Total Hearings 2010-19

Total hearings to consider disciplinary referrals and recommendations conducted by the Hearings Office for the 2009-10 school year through the 2018-19 school year, disaggregated by case type.

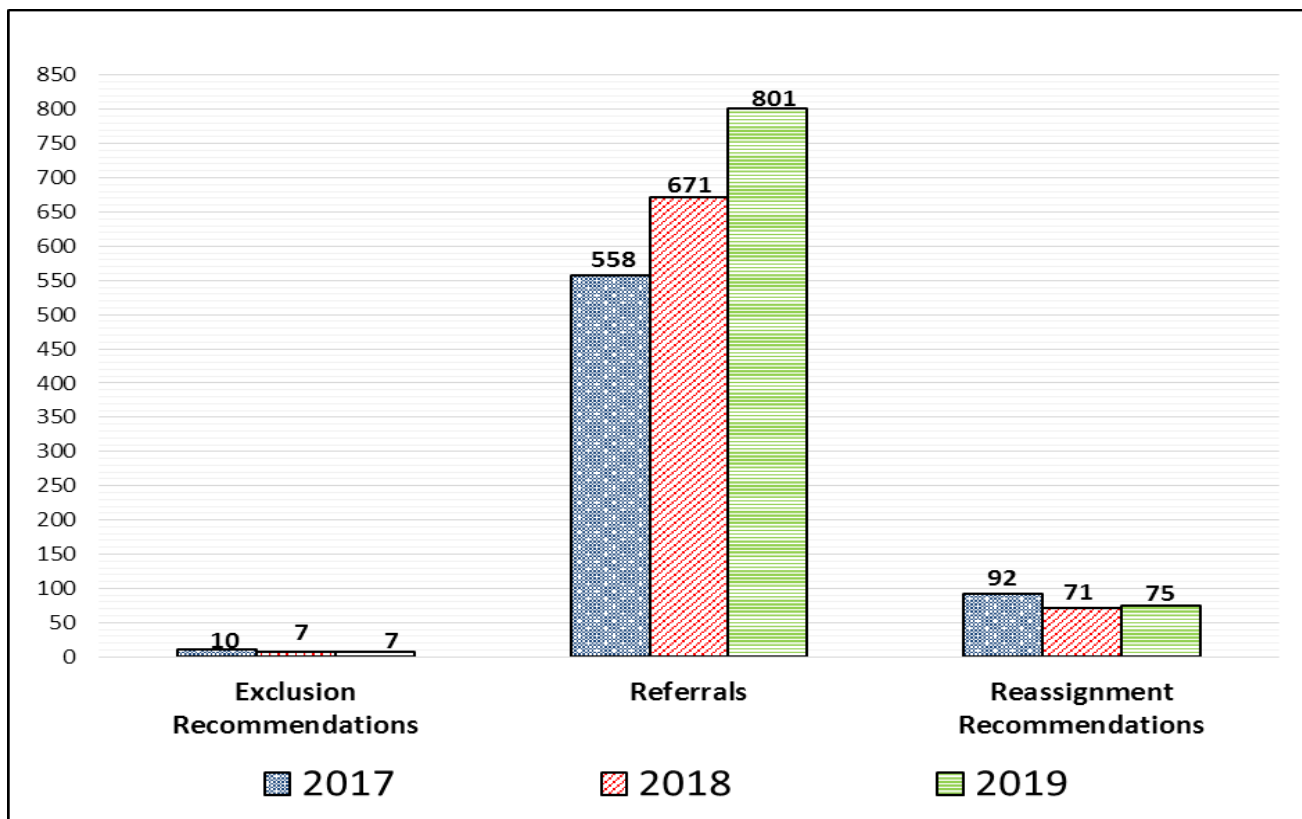


<sup>1</sup>. For school years 2010-13, this line represents recommendations for expulsion. For the 2014 school year, this line represents recommendations for expulsion and recommendations for reassignment for serious violations of School Board policy. For school years 2015-2019, this line represents referrals to the Division Superintendent.

<sup>2</sup>. For all school years, this line represents recommendations for reassignment following criminal charges related to alleged community-based crimes.

## ***Total Hearings*** **2017-19**

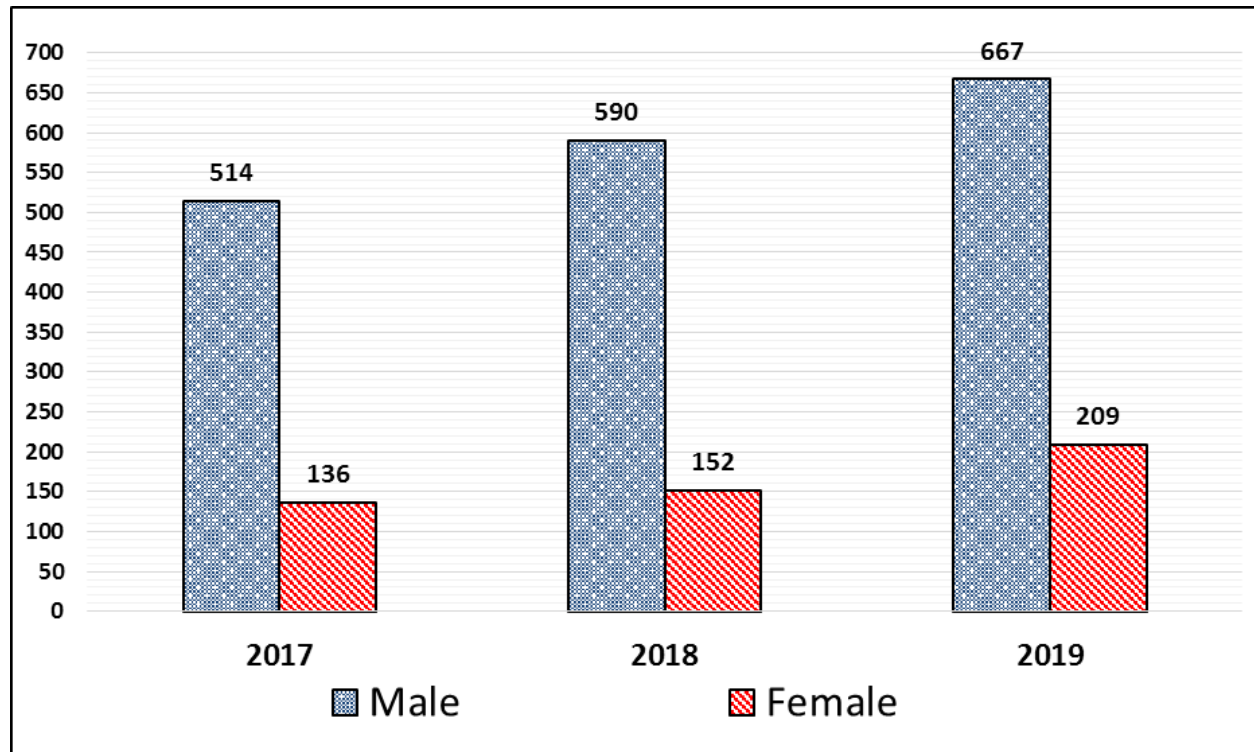
Total hearings to consider disciplinary referrals and recommendations conducted by the Hearings Office for the 2016-17 school year through the 2018-19 school year, disaggregated by case type.





## Gender

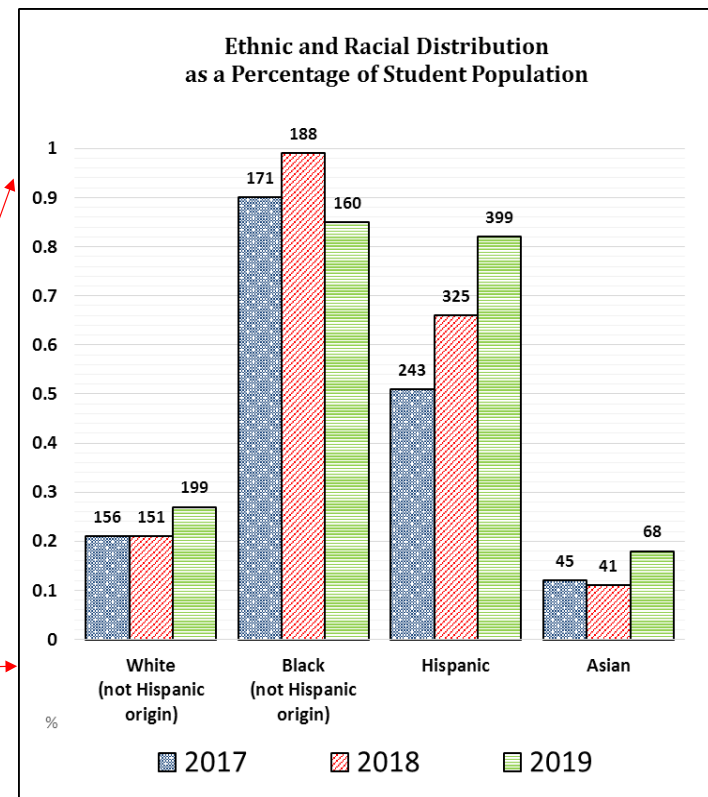
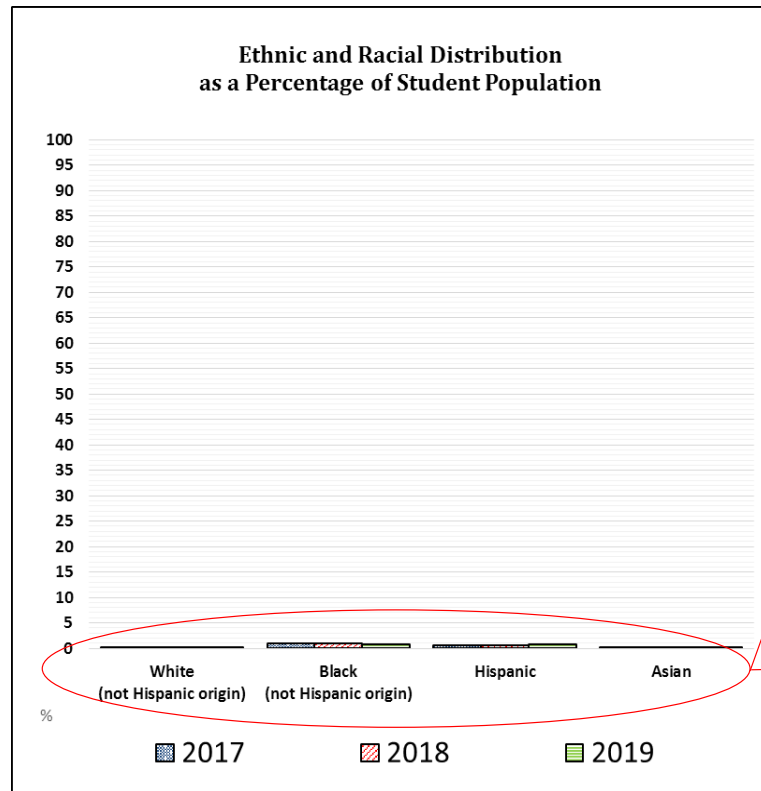
Gender distribution for referrals to the Division Superintendent and reassignment recommendations considered by the Hearings Office during the 2018-19 school year is illustrated below with the two prior years for comparison.



**Note:** The graph represents a male/female distribution of 79%/21% (2017), 80%/20% (2018), and 76%/24% (2019).

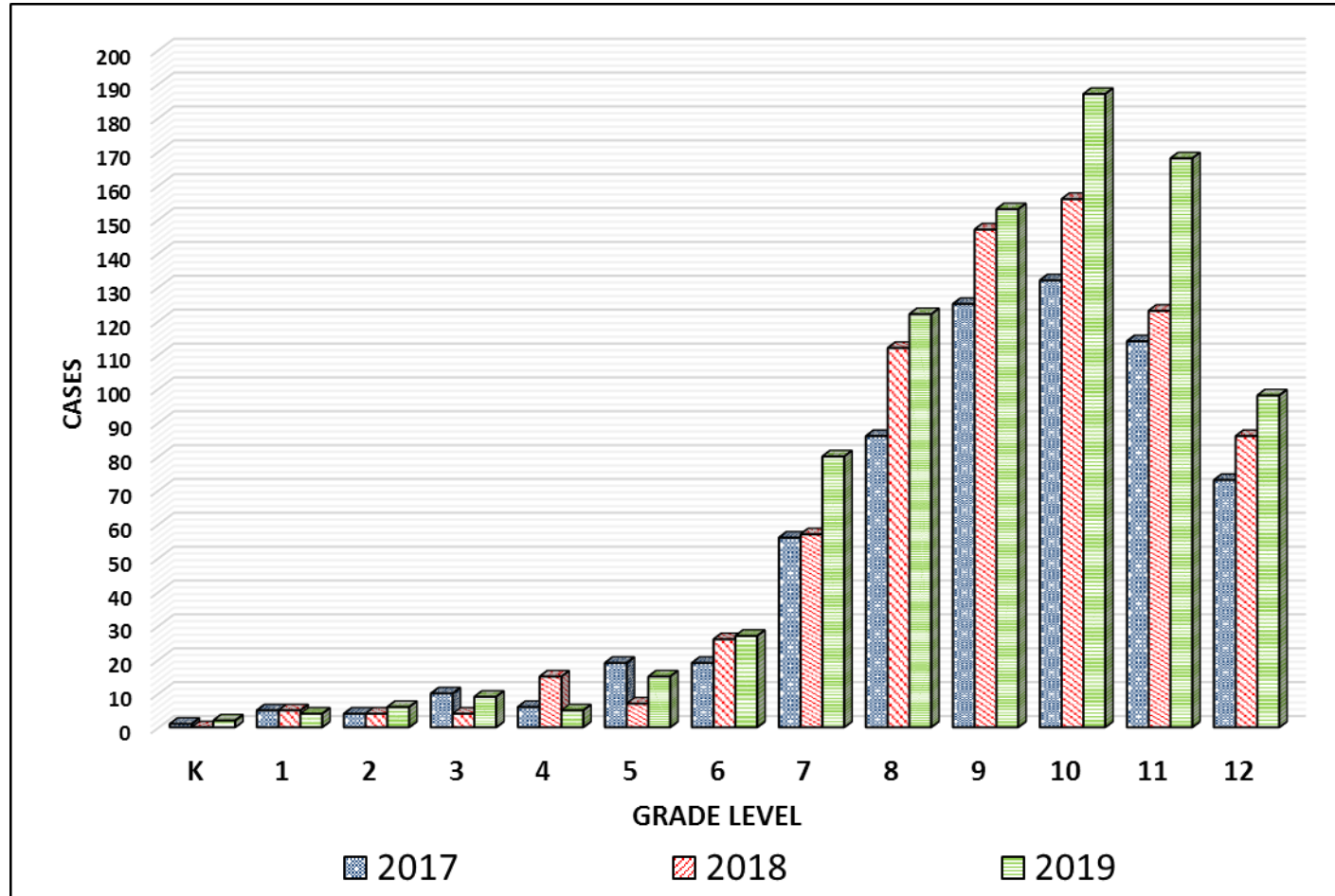
## Ethnicity and Race

Less than one percent of students in each of the four largest ethnic/racial subgroups were referred to the Division Superintendent or recommended for reassignment during the 2018-19 school year. Ethnic/racial distribution for such cases considered by the Hearings Office during the 2018-19 school year is illustrated below with the two prior years for comparison.



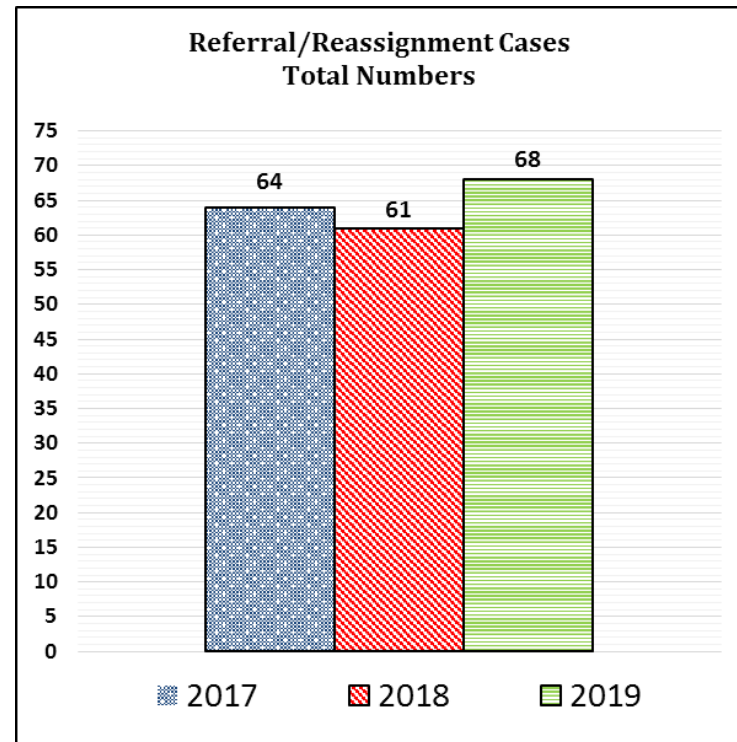
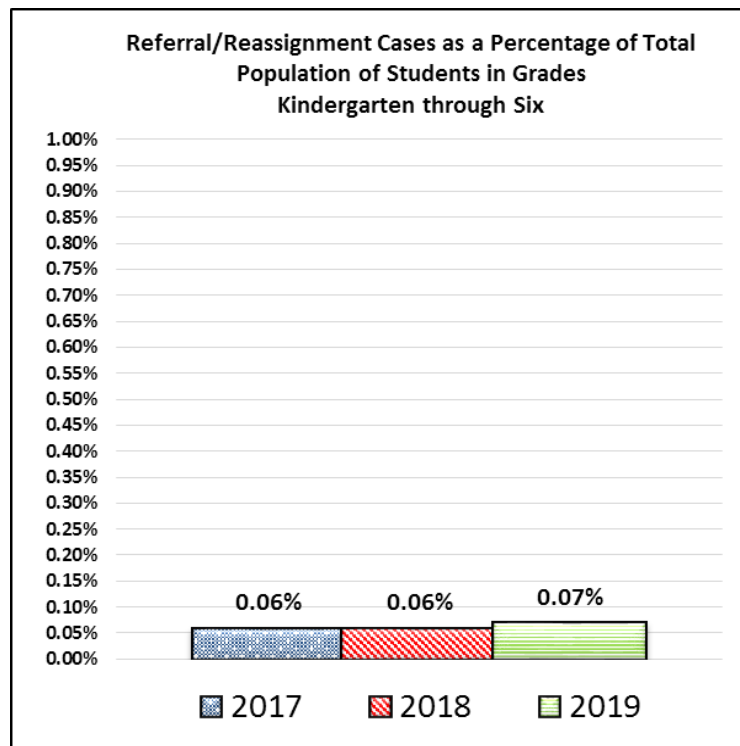
## Grade

Grade distribution for referrals to the Division Superintendent and reassignment recommendations considered by the Hearings Office during the 2018-19 school year is illustrated below with the two prior years for comparison.



## Kindergarten through Grade 6

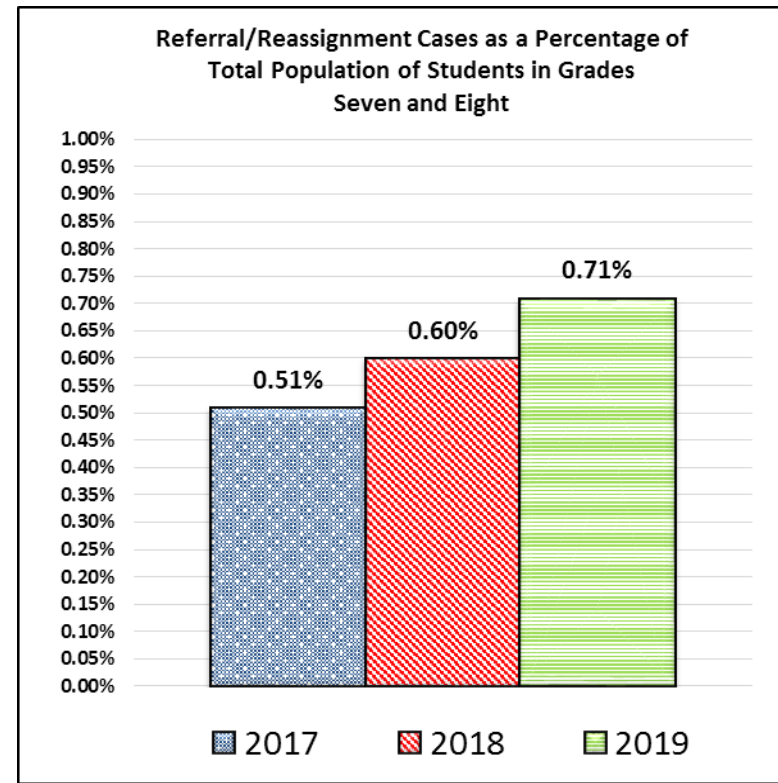
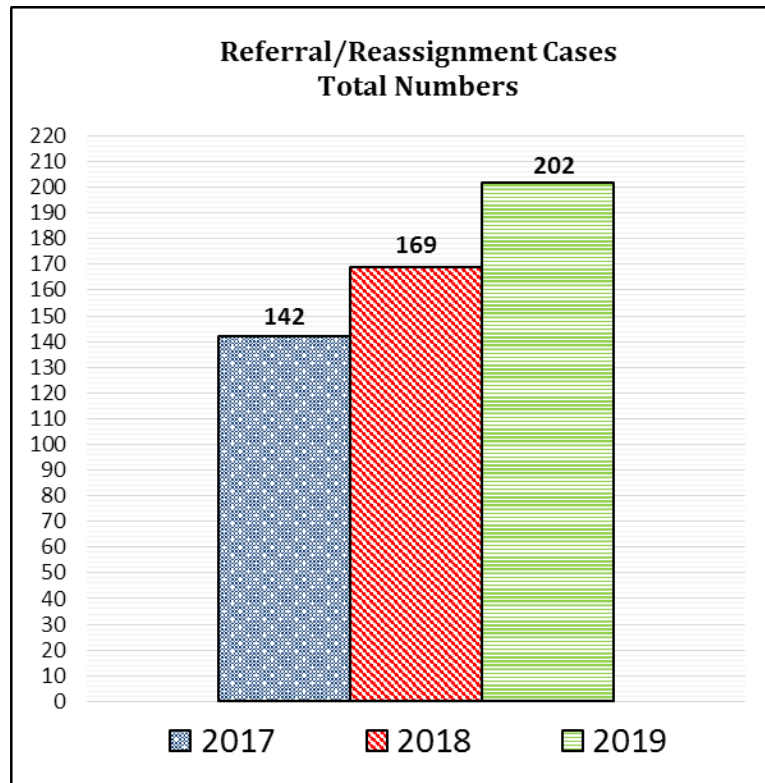
Illustrated below (with two prior years for comparison) is the total number of students in Kindergarten through grade six that was referred to the Division Superintendent or recommended for reassignment during the 2018-19 school year. Also illustrated is the percentage of students in Kindergarten through grade six referred to the Hearings Office, which was less than one-tenth of one percent in each of the last three school years.



**Note:** No students in Kindergarten through grade six were recommended for reassignment during the 2018-19 school year.

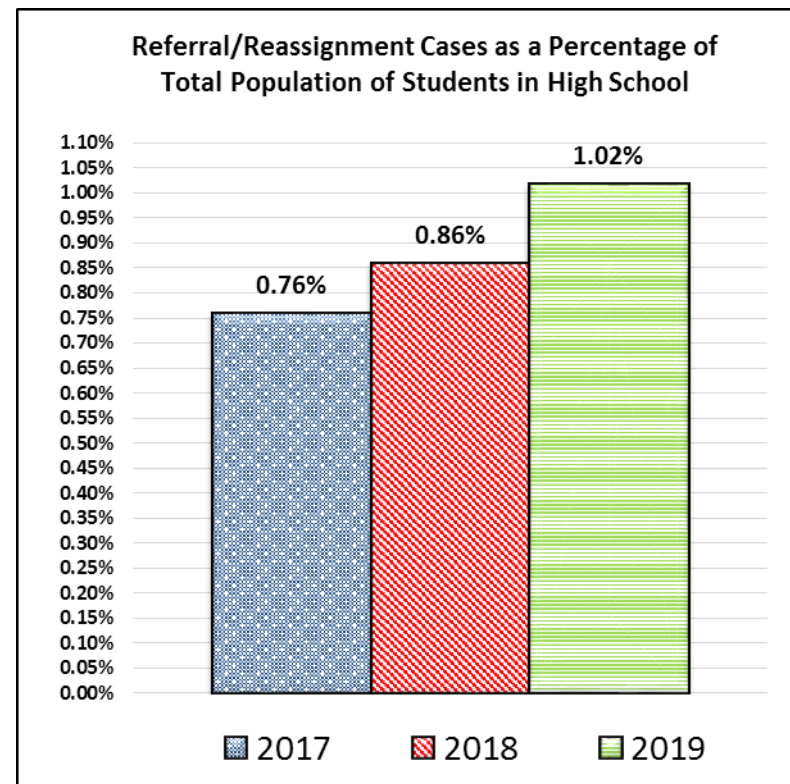
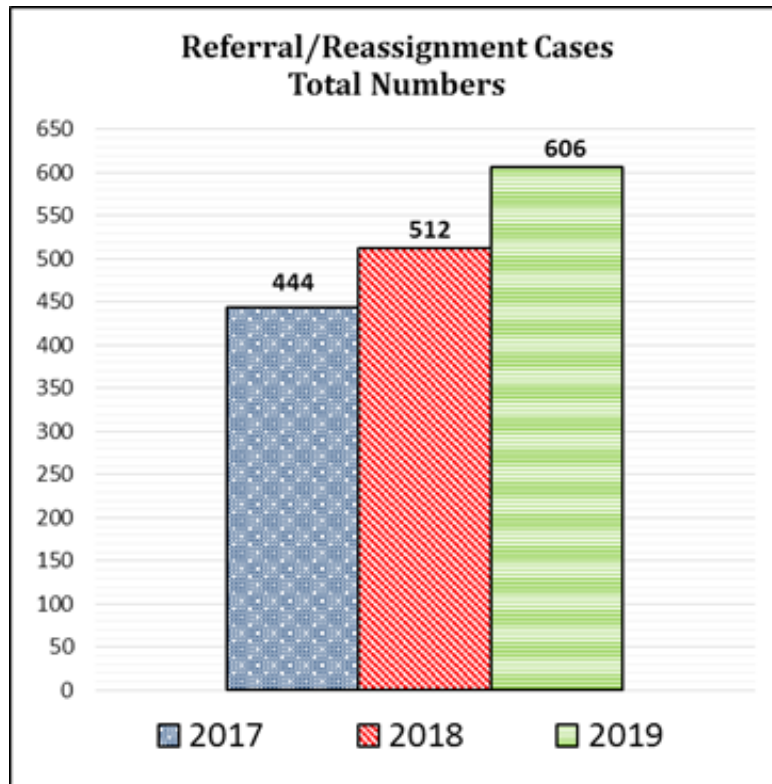
## Grades 7 and 8

Illustrated below (with two prior years for comparison) is the total number of students in grades seven and eight that was referred to the Division Superintendent or recommended for reassignment during the 2018-19 school year. Also illustrated is the percentage of students in grades seven and eight referred to the Hearings Office, which was less than three-quarters of one percent in each of the last three school years.



## High School

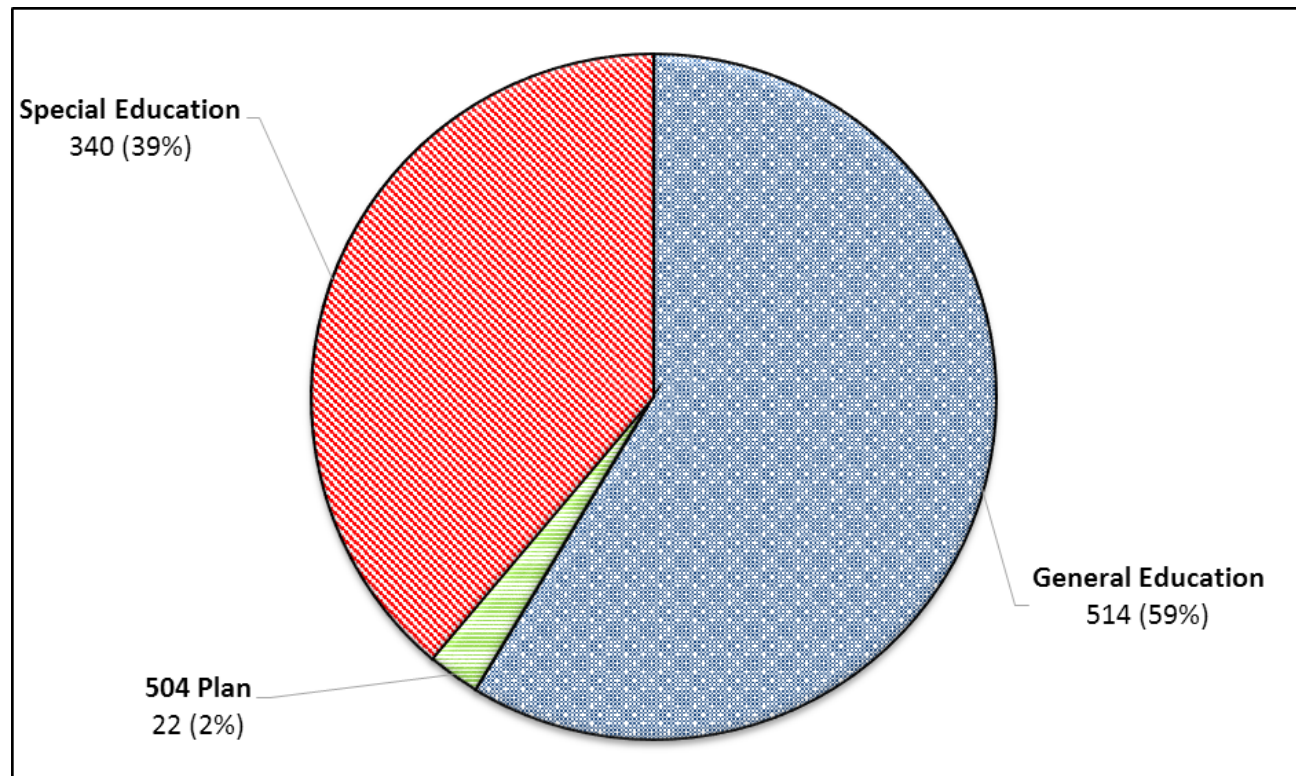
Illustrated below (with two prior years for comparison) is the total number of students in grades nine through 12 that was referred to the Division Superintendent or recommended for reassignment during the 2018-19 school year. Also illustrated is the percentage of students in grades nine through 12 referred to the Hearings Office, which was less than one and one-quarter percent in each of the last three school years.





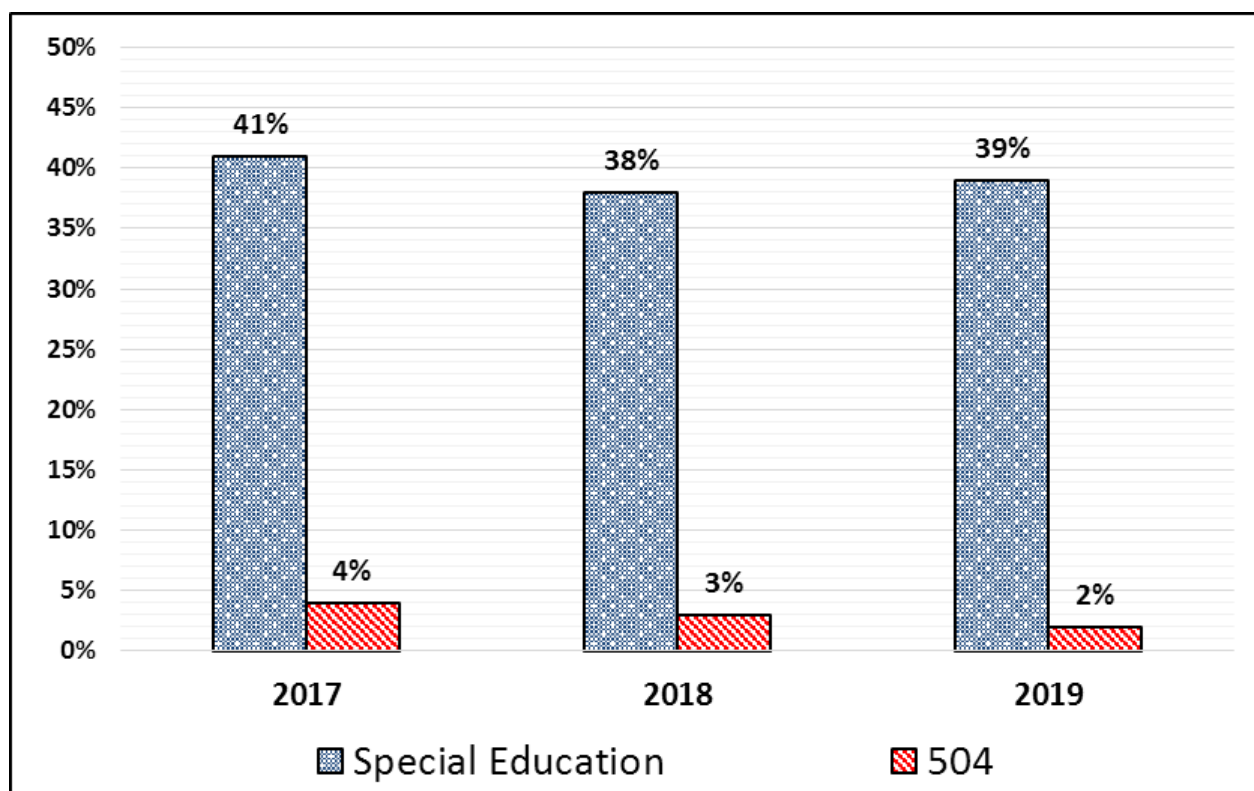
## ***Special Education and General Education***

Illustrated below are referrals to the Division Superintendent and recommendations for reassignment considered by the Hearings Office during the 2018-19 school year for general education students, special education students, and students with active 504 plans.



## ***Students with Disabilities***

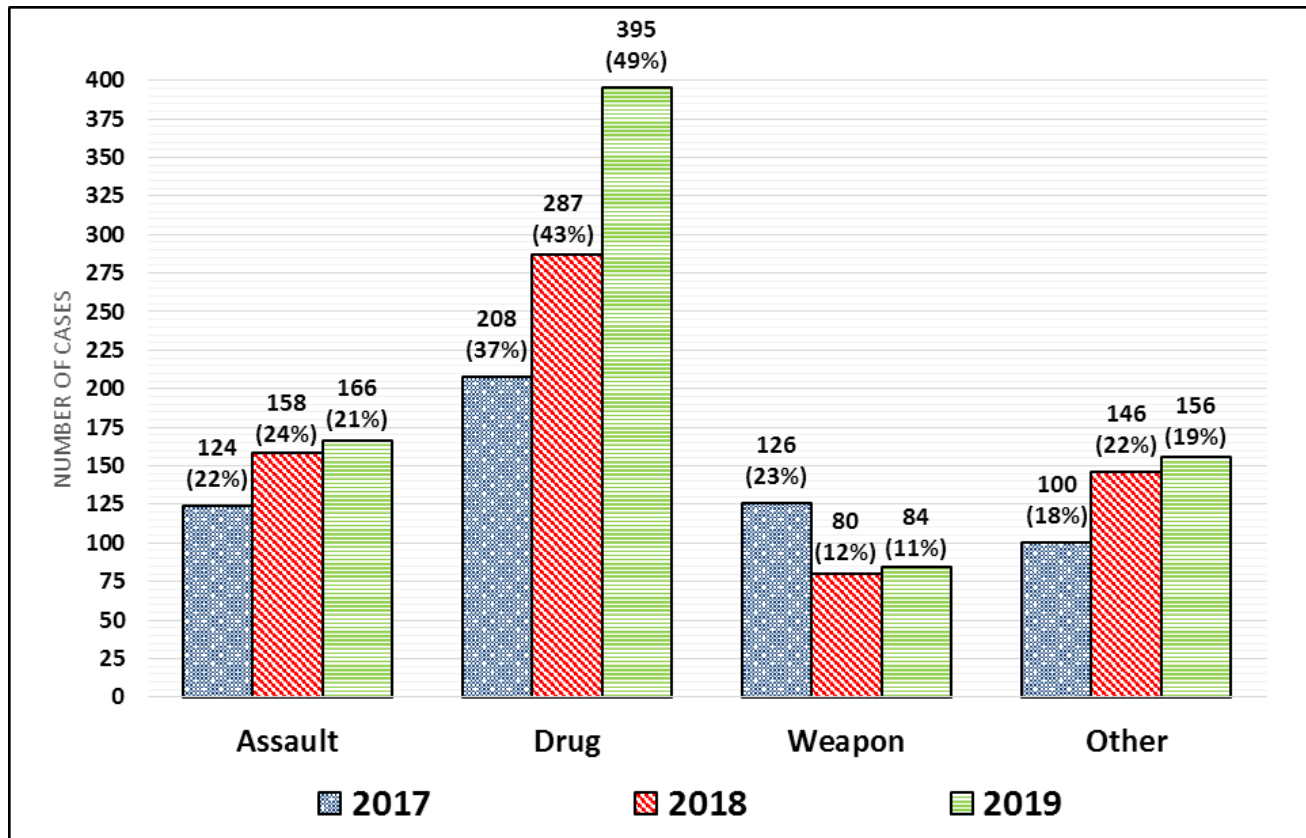
Illustrated below (with two prior years for comparison) is the percentage of referrals to the Division Superintendent and recommendations for reassignment considered by the Hearings Office during the 2018-19 school year for students who receive special education services or accommodations or assistance under Section 504 of the Rehabilitation Act.





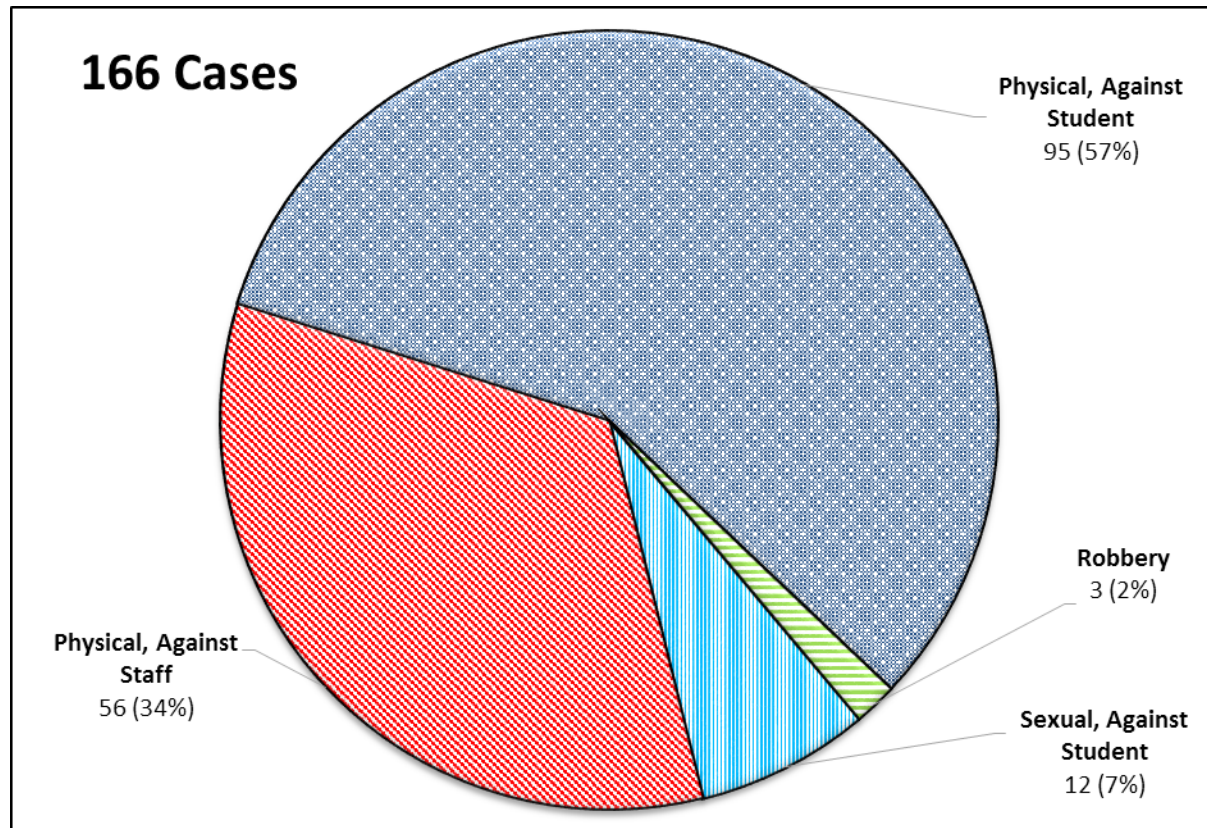
## Violations Overview

Violations resulting in referrals to the Division Superintendent that were considered by the Hearings Office during the 2018-19 school year are illustrated below with the two prior years for comparison.



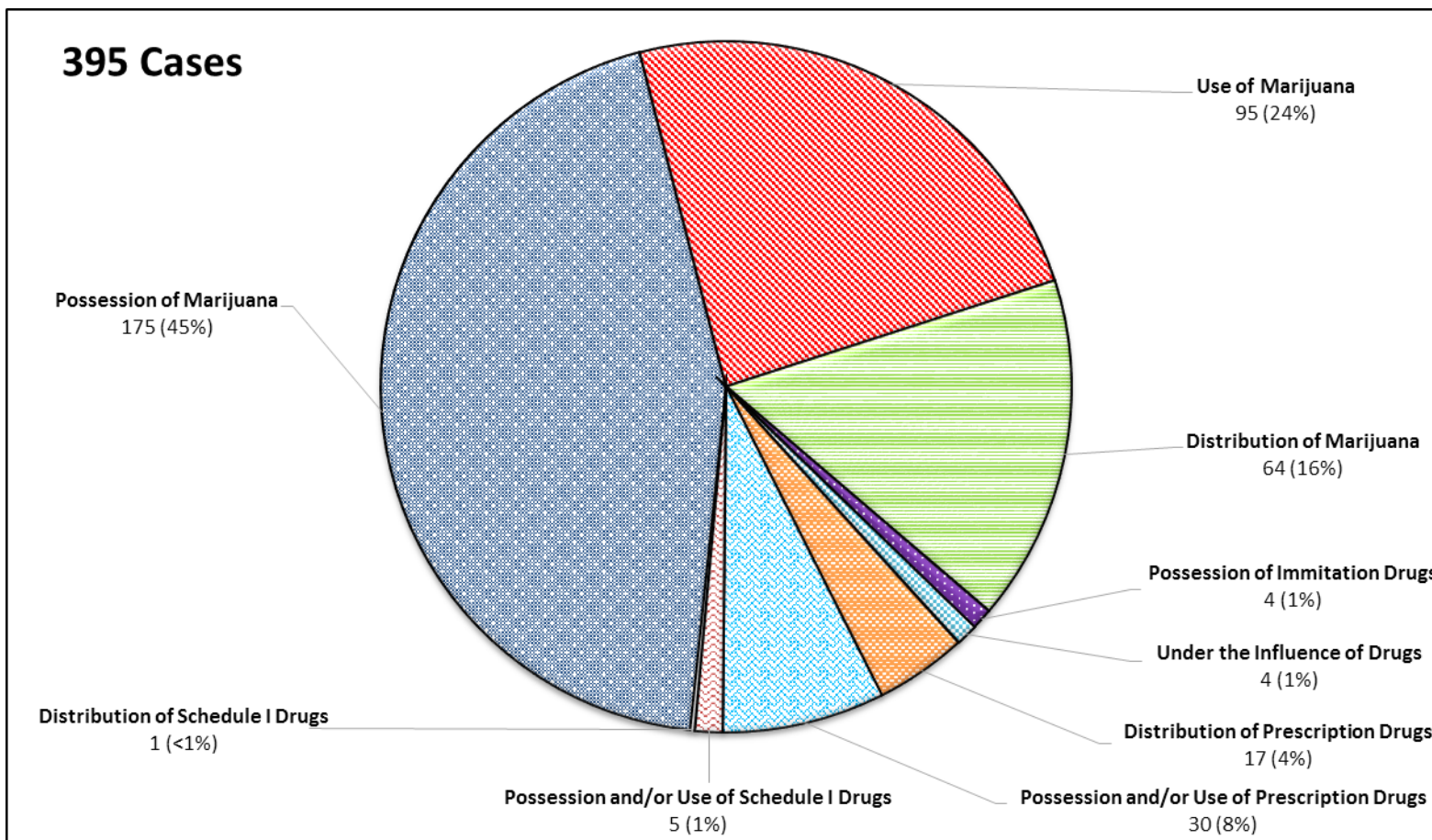
## ***Assault Violations***

Illustrated below are the referrals to the Division Superintendent that were considered by the Hearings Office during the 2018-19 school year in which the primary violation was assault-related.



## Drug Violations

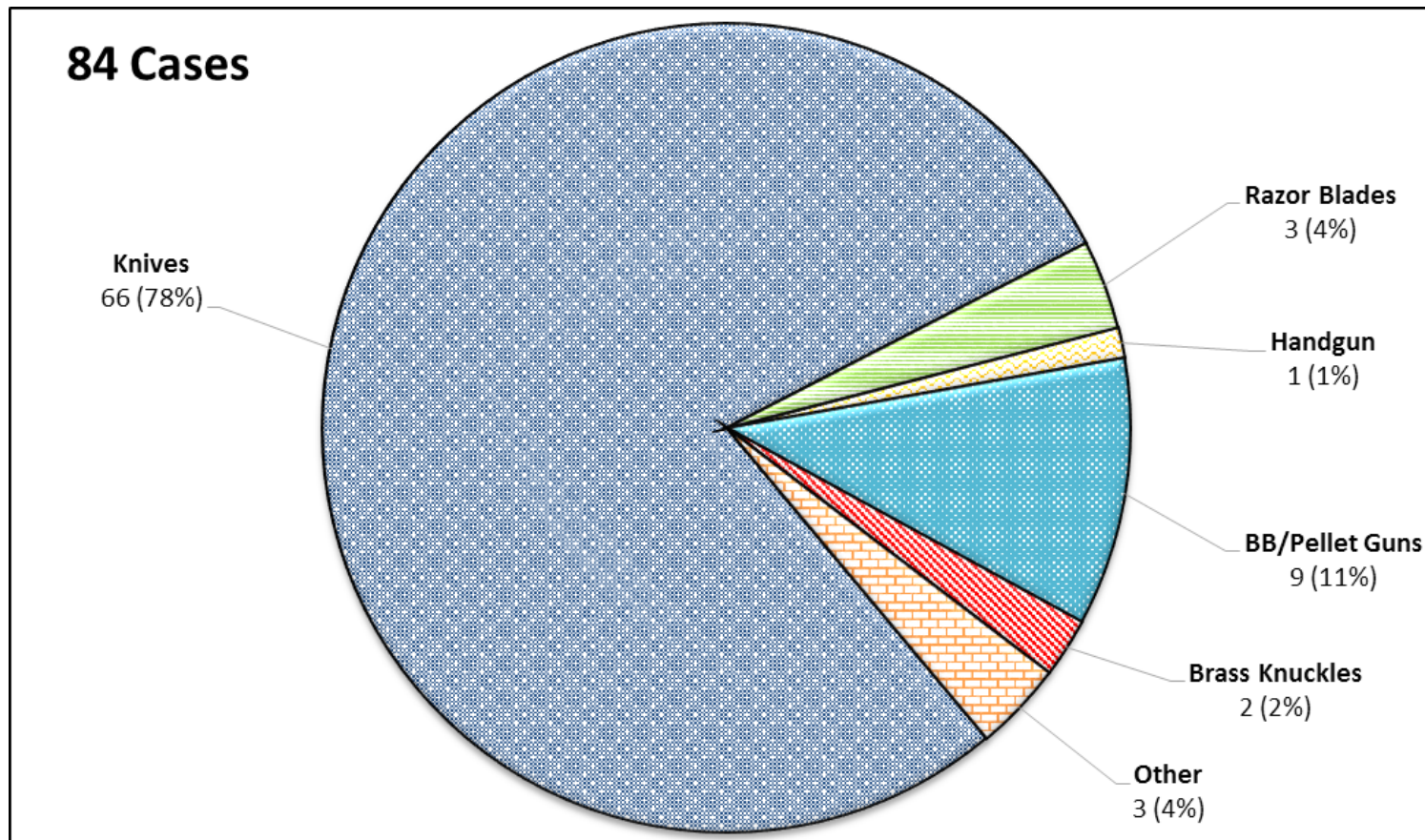
Illustrated below are the referrals to the Division Superintendent that were considered by the Hearings Office during the 2018-19 school year in which the primary violation was drug- related.





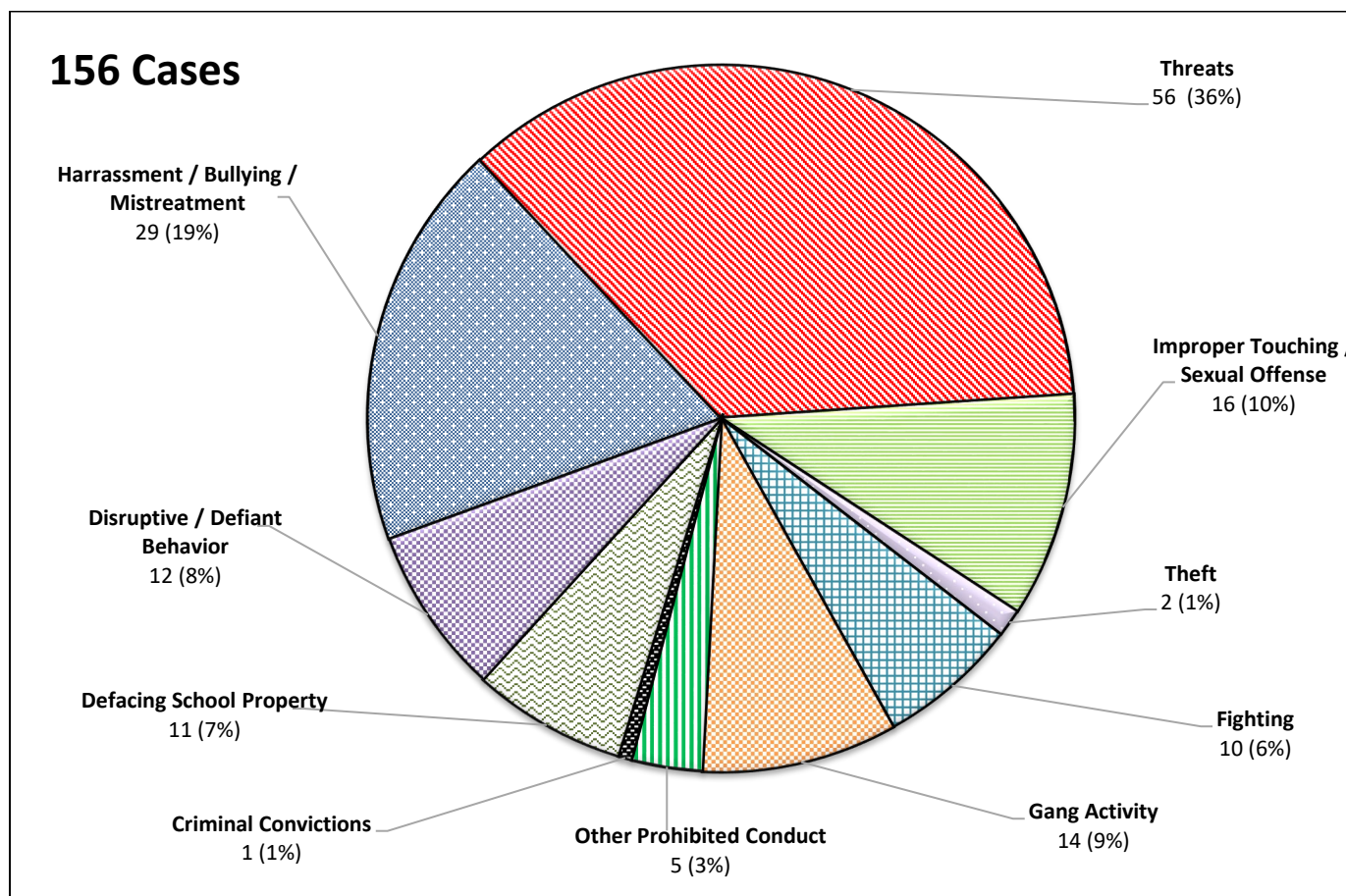
## ***Weapon Violations***

Illustrated below are the referrals to the Division Superintendent that were considered by the Hearings Office during the 2018-19 school year in which the primary violation was weapon-related.



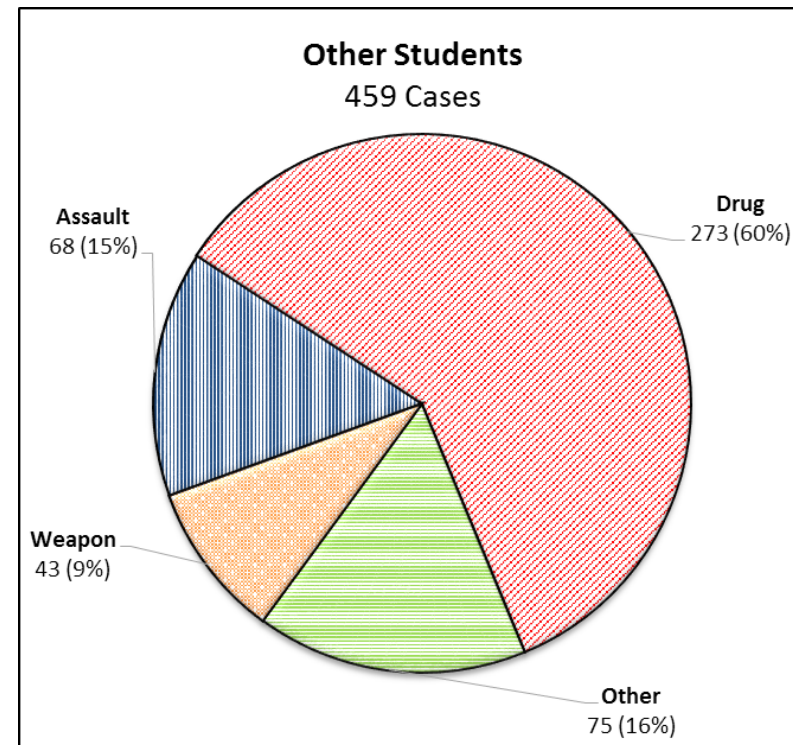
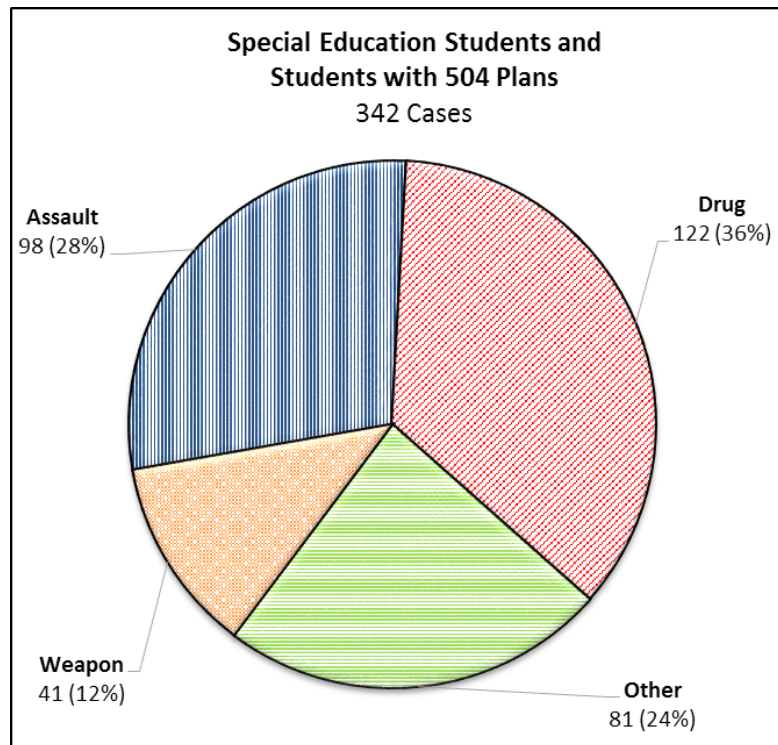
## Other Violations

Illustrated below are the referrals to the Division Superintendent that were considered by the Hearings Office during the 2018-19 school year in which the primary violation was not related to assault, weapons, or drugs.



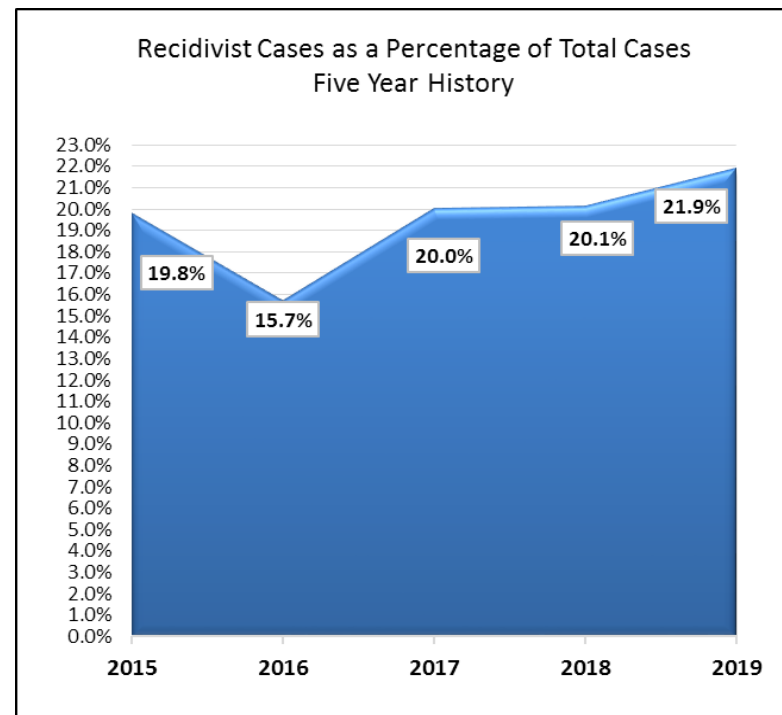
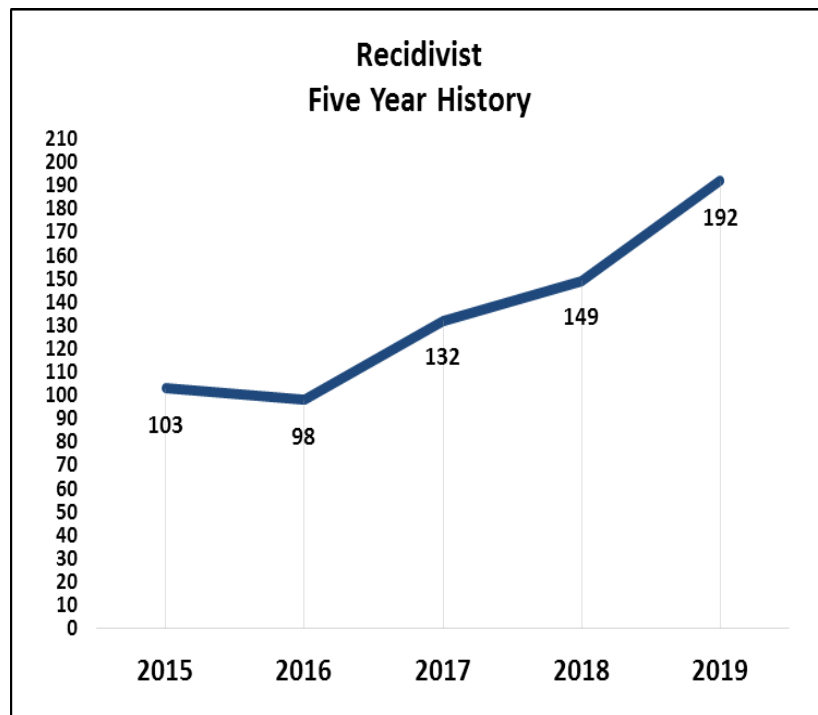
## ***Referrals to the Division Superintendent***

Illustrated below are the types of violations resulting in referrals to the Division Superintendent during the 2018-19 school year for students who received special education services or accommodations under Section 504 of Rehabilitation Act, compared with students who did not receive such services or accommodations.



## Recidivism

One hundred ninety-two (192) cases were submitted to the Hearings Office during the 2018-19 school year for one hundred eighty-six (186) students who had had previous disciplinary hearings.



## ***Case Decisions by Hearings Office***

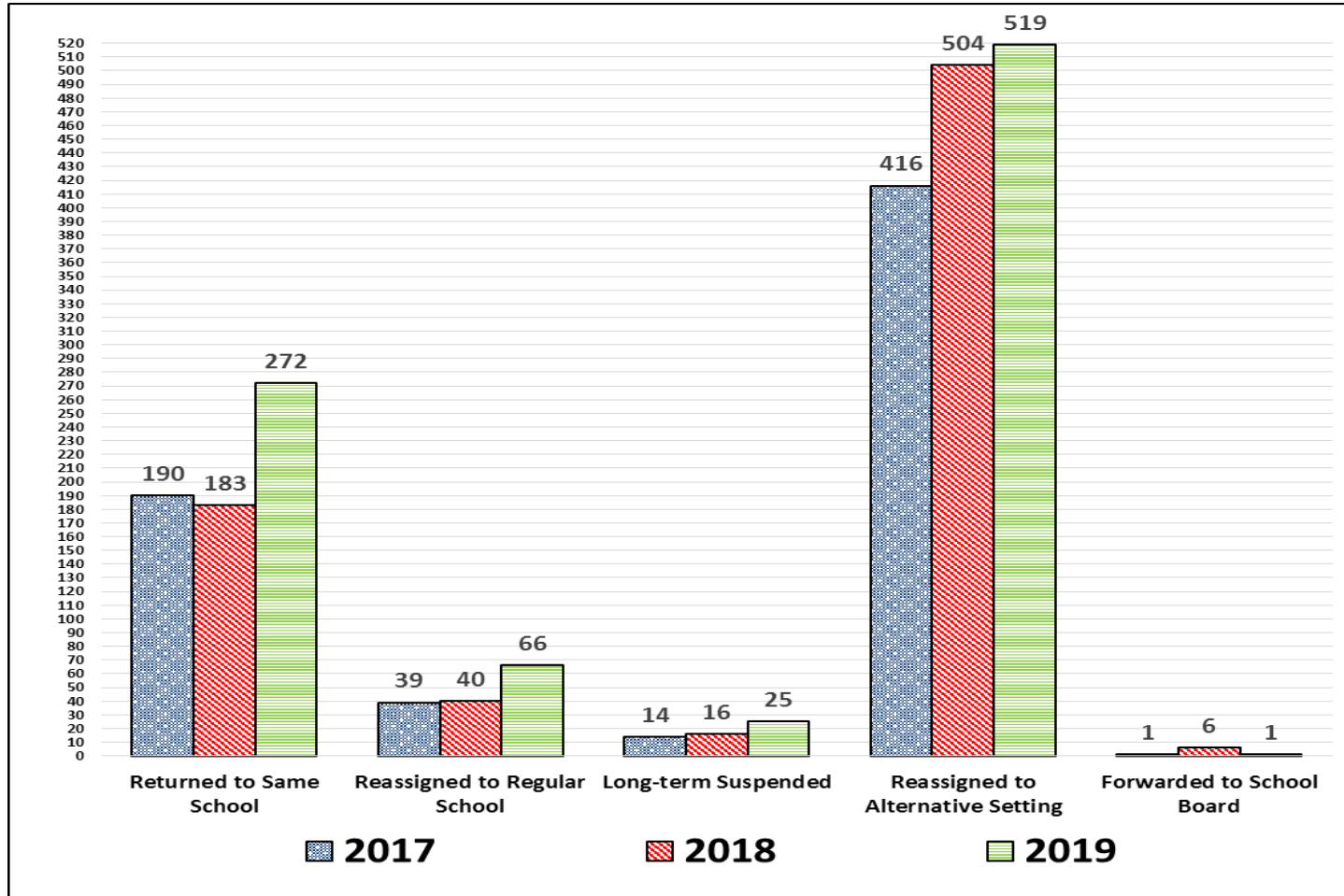
Eight hundred eighty-three (883) disciplinary referrals and recommendations were considered by the Hearings Office during the 2018-19 school year, resulting in the following dispositions.

<b>Returned to Same School</b>	<b>272</b>	<b>Reassigned to Regular School</b>	<b>66</b>
<b>Reassigned to Alternative Setting</b>	<b>519</b>	<b>Forwarded to School Board</b>	<b>1</b>
Achievement, Integrity, and Maturity	87	<b>Long-Term Suspended</b>	<b>25</b>
Alternative High School	71	Return to same school, 2019-20	8
Alternative Learning Center	140	Another regular school, 2019-20	2
Alternative setting by IEP	184	Alternative setting, 2019-20	11
Transition Support Resource Center	31	Graduated	4
Unspecified due to withdrawal	6		



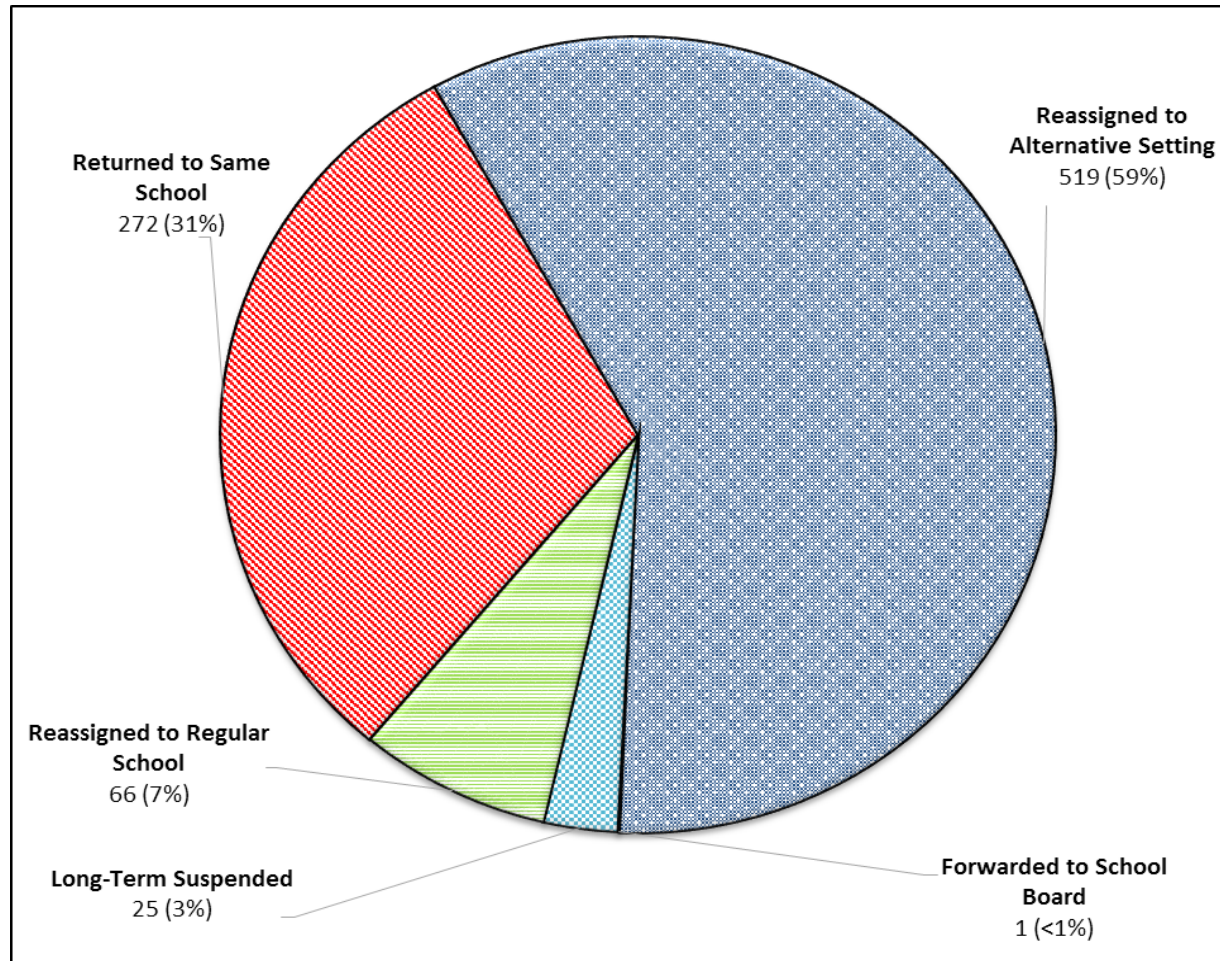
## Case Decisions by Hearings Office

The Hearings Office case decisions for the 2018-19 school year are illustrated below with the two prior years for comparison.



## ***Case Decisions by Hearings Office***

The Hearings Office case decisions for the 2018-19 school year are illustrated below.



## ***School Board Summary 2018-19***

<b>School Board Actions</b>	<b>67</b>
<b>Full School Board</b>	<b>67</b>
Written record appeal of reassignment decision	66
Unappealed expulsion recommendation	1
<b>School Board Committees</b>	<b>0</b>

## ***School Board Decisions***

Thirty-five cases were considered by the School Board during the 2018-19 school year, resulting in the following dispositions.

<b>Expelled - No FCPS Services</b>	<b>1</b>	<b>Reassigned to Alternative Setting</b>	<b>35</b>
<b>Returned to Same School</b>	<b>17</b>	Achievement, Integrity, and Maturity	7
<b>Reassigned to Regular School</b>	<b>11</b>	Alternative High School	7
<b>Long-Term Suspended</b>	<b>3</b>	Alternative Learning Center	12
		Alternative setting by IEP	9