

# The Immigration Context: Fairfax County, Virginia, and the U.S.

Hannah Matthews

Center for Law and Social Policy (CLASP)

(202) 906-8006 / [hmatthews@clasp.org](mailto:hmatthews@clasp.org)

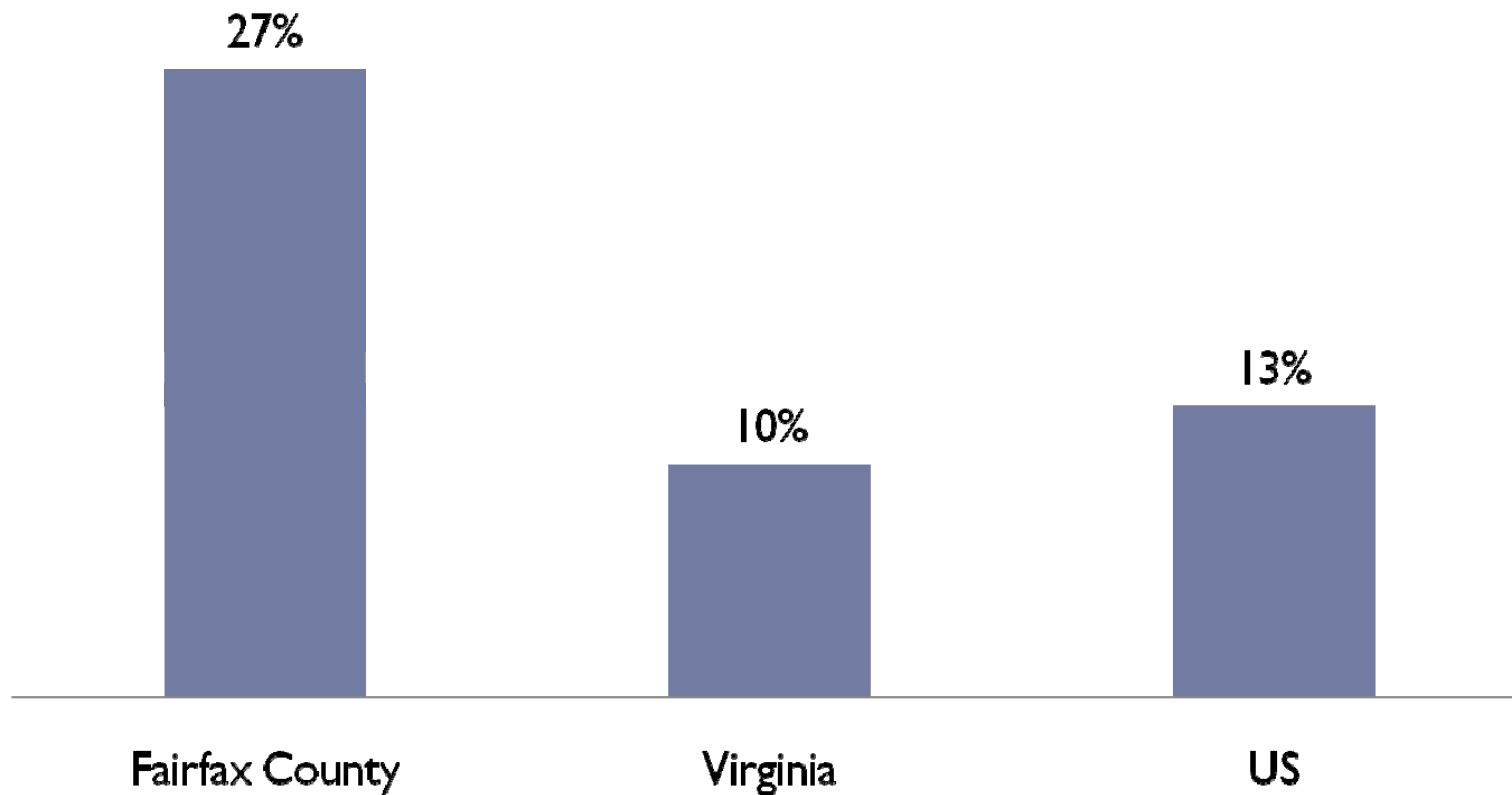
<http://childcareandearlyed.clasp.org>

**CLASP**  
CENTER FOR LAW AND SOCIAL POLICY

**Child Care and Early Education**  
*Policy Analysis, Research, and Technical Assistance*

# Foreign-born Population as Percent of Total Population (all ages), 2005-2007

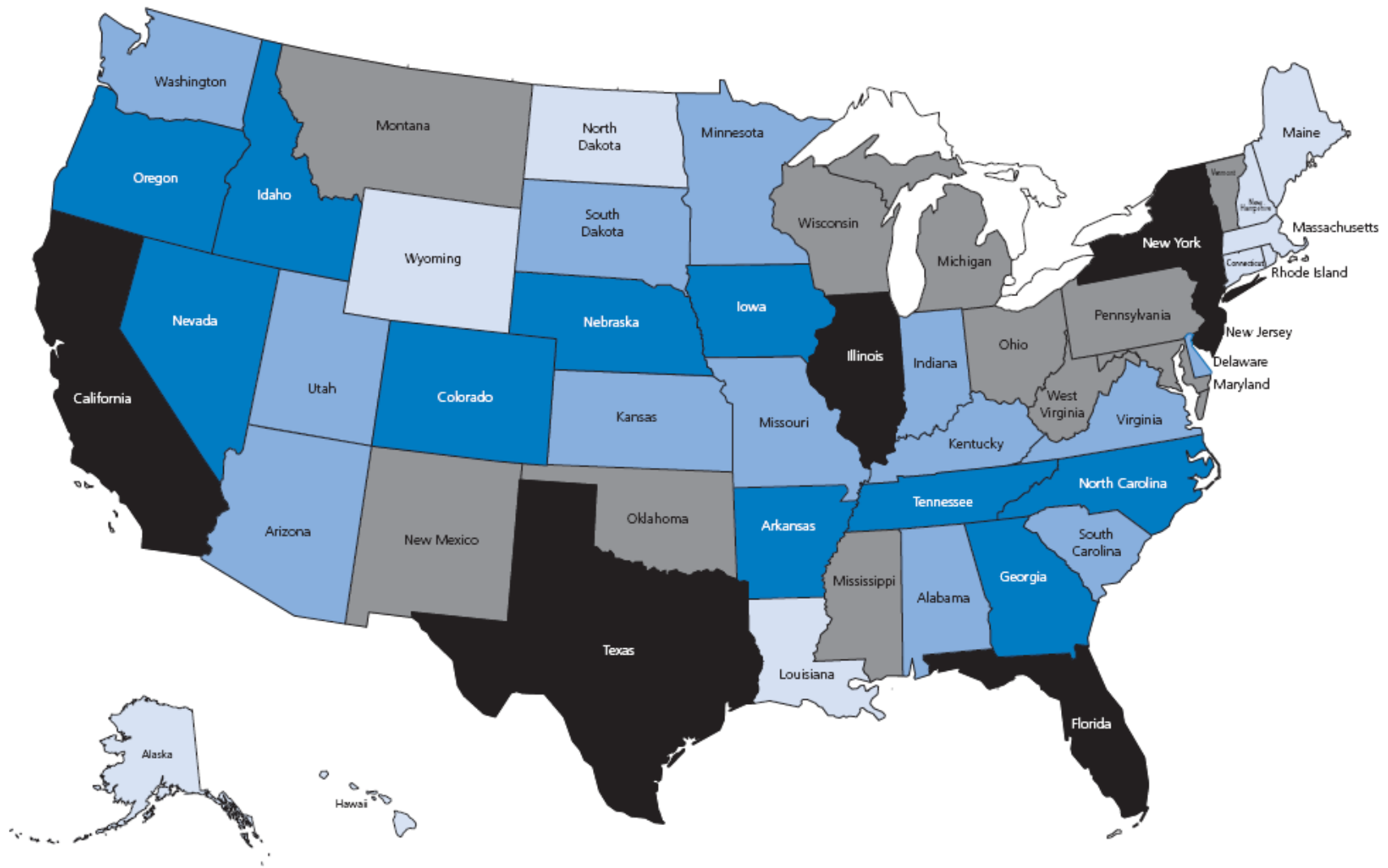
---



---

▶ Sources: U.S. Census, 2005-2007 American Community Survey 3-Year Estimates

# Percent Change in Population of Children of Immigrants, Under Age 6, 1990-2000



Percent change, 1990-2000

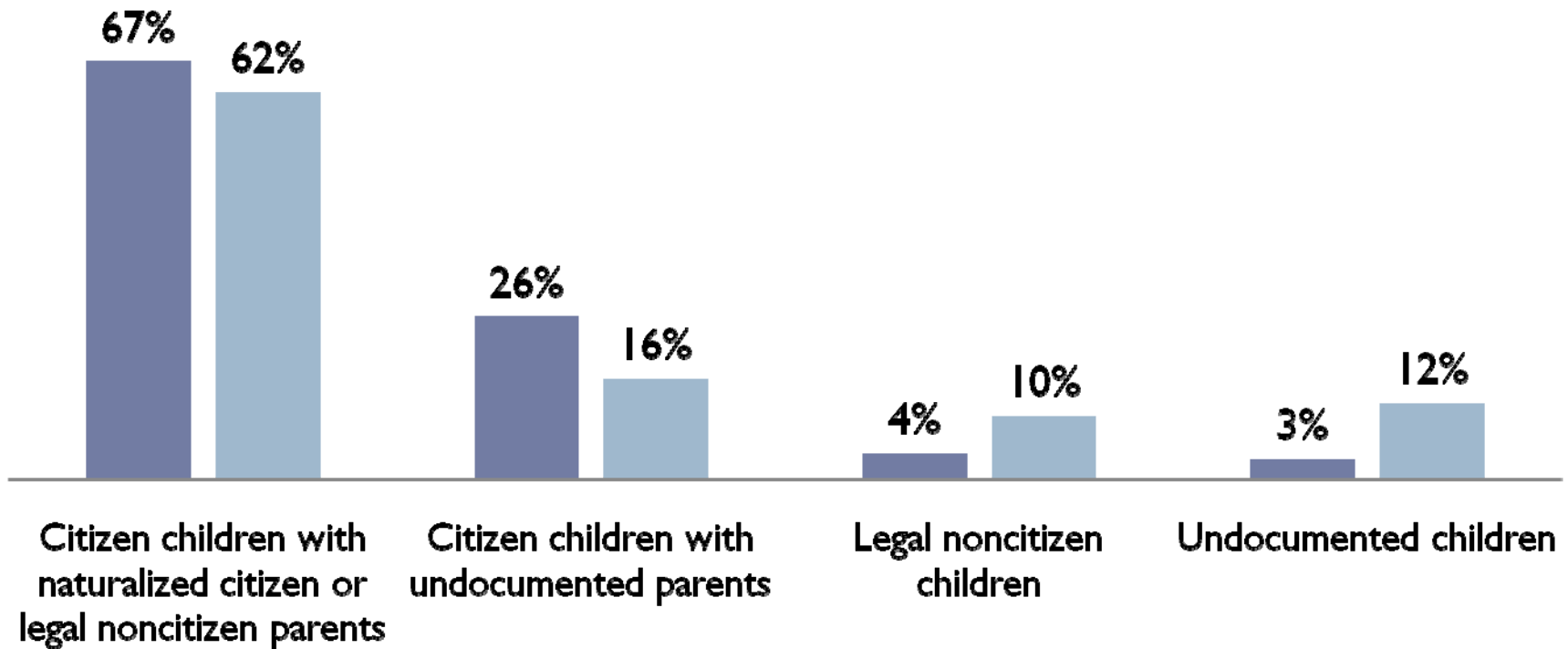
Legend:   
 -7 to 33% (light blue)   
 35 to 76% (grey)   
 81 to 144% (medium blue)   
 152 to 270% (dark blue)   
 Major immigration states (35 to 76%) (black)

Source: Capps et al., *The Health and Well-Being of Young Children of Immigrants*.

# Younger children are more likely to be citizens, live in “mixed-status” families

## Immigration Status of Children of Immigrants and Their Parents, US, 2002

■ Under age 6 ■ Ages 6-17



► Source: Capps et al., *The Health and Well-being of Young Children of Immigrants*, 2005.

# Immigration in Virginia

---

- ▶ Virginia's foreign-born population increased 83 percent from 1999-2000
- ▶ Virginia ranks:
  - ▶ 11th in country in size of the foreign-born population, 2006
  - ▶ 12th in country in percent change in the foreign-born population, 2000 to 2006
- ▶ One in seven children in Virginia lives in an immigrant family.



# Children of immigrants face advantages and disadvantages

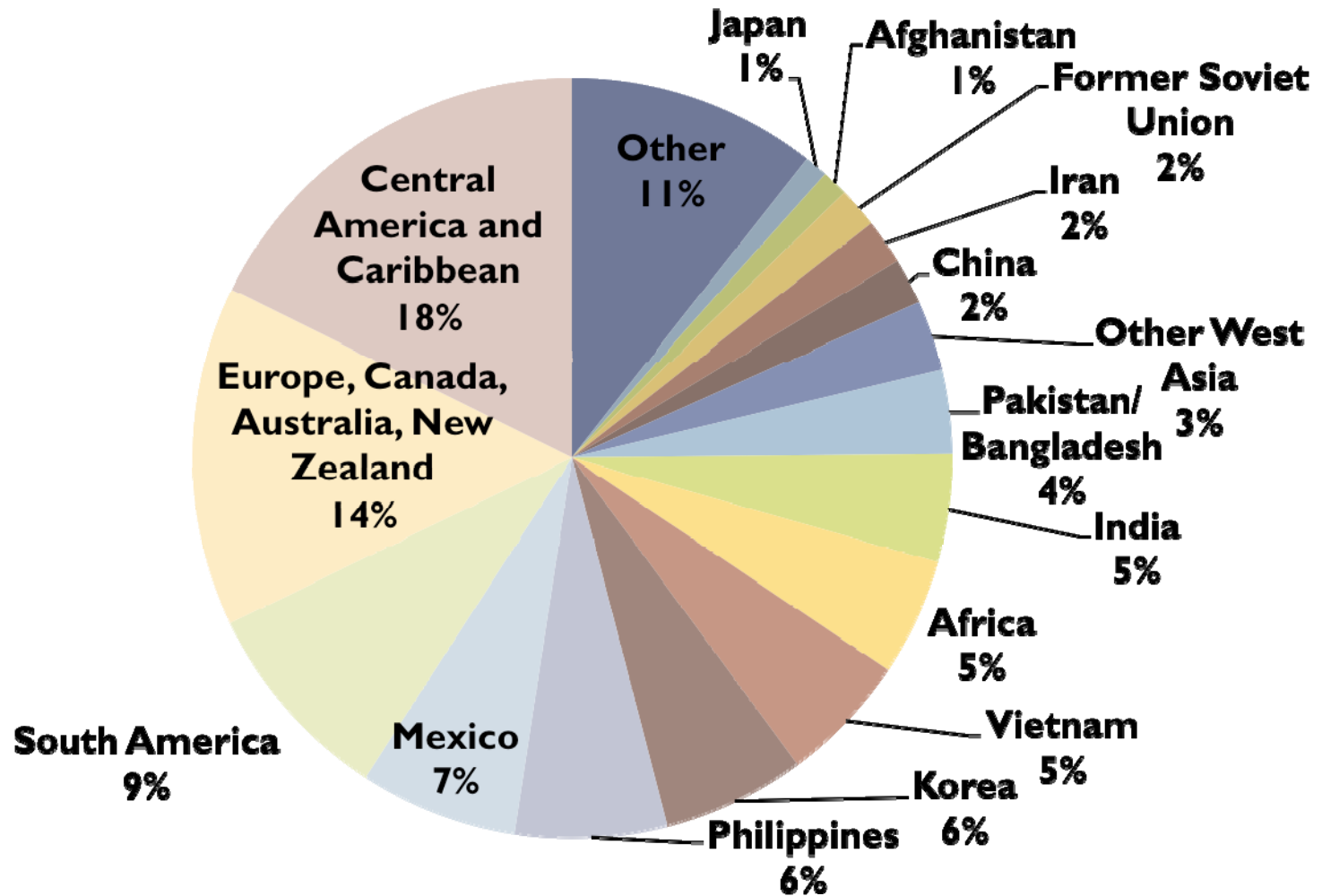
---

- ▶ **In Virginia:**
  - ▶ 77 percent are U.S.-born citizens
  - ▶ 47 percent live in “mixed-status” families with citizen and non-citizen members
  - ▶ 45 percent have at least one LEP parent
    - ▶ 20 percent live in households without adults who speak English fluently
  - ▶ 87 percent live in two-parent households, compared to 75 percent of children of U.S.-born citizen parents

---

▶ **Source:** Calculated by Donald J. Hernandez from U.S. Bureau of the Census, Census 2000, 5pct Public Use Microdata (PUMS) files, <http://mumford.albany.edu/children/>

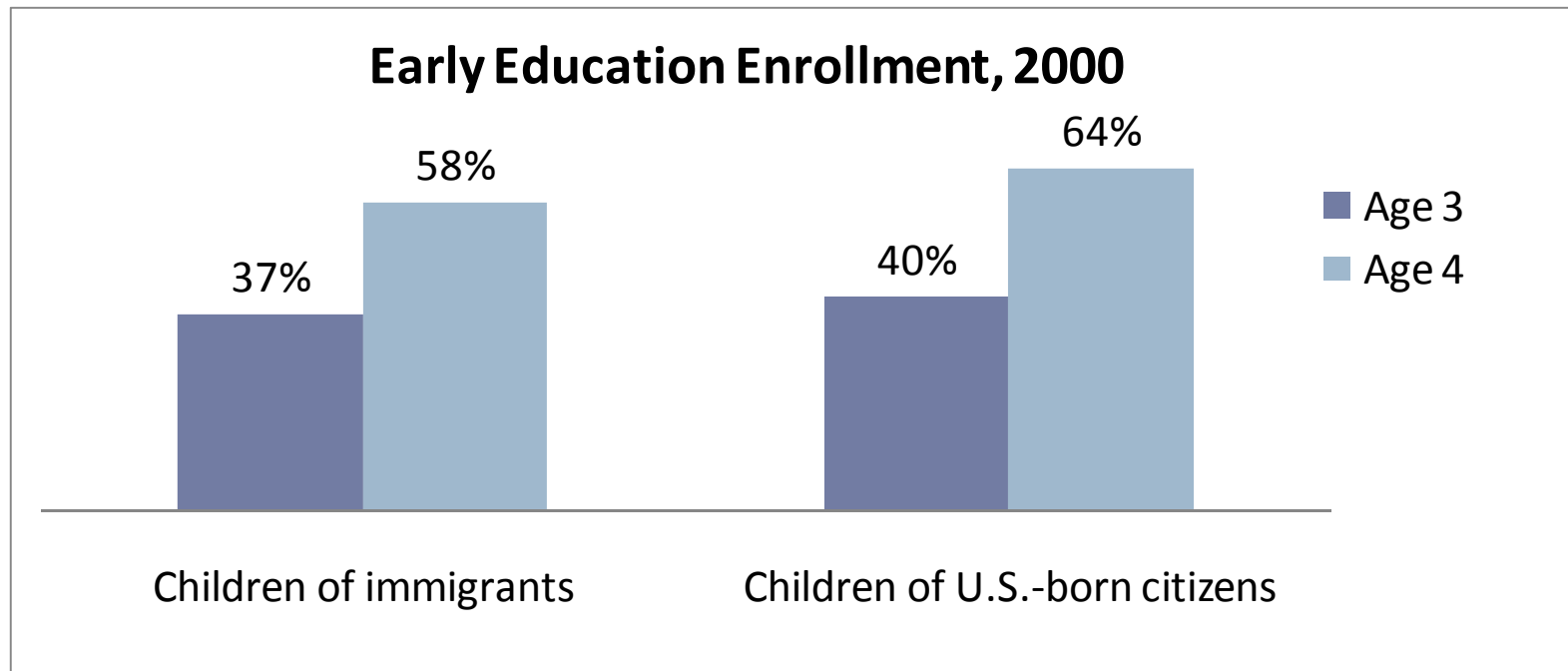
# Children of immigrants (0-17) in Virginia by Parent's Country/Region of Origin, 2000



Source: Analysis of data by Donald J. Hernandez from U.S. Bureau of the Census, Census 2000, 5pct Public Use Microdata (PUMS) files, <http://mumford.albany.edu/children/>

# Children of immigrants in Virginia are less likely to attend center-based preschool

---



---

▶ **Source:** Calculated by Donald J. Hernandez from U.S. Bureau of the Census, Census 2000, 5pct Public Use Microdata (PUMS) files, <http://mumford.albany.edu/children/>