


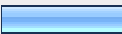




# FCPS Transportation Task Force: Parameters for Consideration

1. What is your name?		
		Response Count
		21
	<i>answered question</i>	21
	<i>skipped question</i>	0

2. All students should register prior to the upcoming year for transportation need.			
		Response Percent	Response Count
Yes		83.3%	15
No		16.7%	3
	Other (please specify)		6
	<i>answered question</i>		18
	<i>skipped question</i>		3

3. Civil Twilight must be a parameter for Elementary School start times.			
		Response Percent	Response Count
Yes		83.3%	15
No		16.7%	3
	Other (please specify)		5
	<i>answered question</i>		18
	<i>skipped question</i>		3



**4. Elementary School students should start no earlier than 7:30am.**

		Response Percent	Response Count
Yes		88.2%	15
No		11.8%	2
		Other (please specify)	3
		<b>answered question</b>	<b>17</b>
		<b>skipped question</b>	<b>4</b>



**5. Elementary school students should start no later than:**

	Yes	No	Response Count
9:00am	30.0% (3)	70.0% (7)	10
9:15am	50.0% (7)	50.0% (7)	14
9:30am	41.7% (5)	58.3% (7)	12
		Other (please specify)	4
		<b>answered question</b>	<b>18</b>
		<b>skipped question</b>	<b>3</b>

**6. Elementary School start times should be ahead of High School start times.**

		Response Percent	Response Count
Yes		68.8%	11
No		31.3%	5
		Other (please specify)	7
		<b>answered question</b>	<b>16</b>
		<b>skipped question</b>	<b>5</b>

**7. Middle School start times should be ahead of High School start times.**

		Response Percent	Response Count
Yes		50.0%	5
No		50.0%	5
		Other (please specify)	9
		<b>answered question</b>	<b>10</b>
		<b>skipped question</b>	<b>11</b>



**8. Start times for High School should be no earlier than:**

	Yes	No	Response Count
8:00am	<b>54.5% (6)</b>	45.5% (5)	11
8:15am	<b>63.6% (7)</b>	36.4% (4)	11
8:30am	44.4% (4)	<b>55.6% (5)</b>	9
9:00am	12.5% (1)	<b>87.5% (7)</b>	8
		Other (please specify)	9
		<b>answered question</b>	<b>15</b>
		<b>skipped question</b>	<b>6</b>



**9. End of Day for High School should not be later than:**

	Yes	No	Response Count
2:45pm	20.0% (2)	<b>80.0% (8)</b>	10
3:00pm	27.3% (3)	<b>72.7% (8)</b>	11
3:15pm	<b>50.0% (7)</b>	<b>50.0% (7)</b>	14
3:30pm	27.3% (3)	<b>72.7% (8)</b>	11
		Other (please specify)	8
		<b>answered question</b>	<b>15</b>
		<b>skipped question</b>	<b>6</b>



**10. Students and parents should utilize more centralized pick-up points.**

		Response Percent	Response Count
Yes		82.4%	14
No		17.7%	3
		Other (please specify)	4
		<b>answered question</b>	<b>17</b>
		<b>skipped question</b>	<b>4</b>



**11. Students (ES, MS, HS) should not ride the bus for more than 45 minutes.**

		Response Percent	Response Count
Yes		68.8%	11
No		31.3%	5
		Other (please specify)	8
		<b>answered question</b>	<b>16</b>
		<b>skipped question</b>	<b>5</b>



**12. Students (MS, HS) should not ride the bus for more than 60 minutes.**

		Response Percent	Response Count
Yes		85.7%	12
No		14.3%	2
		Other (please specify)	7
		<b>answered question</b>	<b>14</b>
		<b>skipped question</b>	<b>7</b>



**13. Grandfathering should be ended for non-mandatory transportation.**

		Response Percent	Response Count
Yes		82.4%	14
No		17.7%	3
		Other (please specify)	8
		<b>answered question</b>	<b>17</b>
		<b>skipped question</b>	<b>4</b>


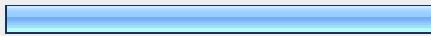
**14. A minimum number of 10 students per bus should be imposed for non-mandated out-of-boundary bus trips.**


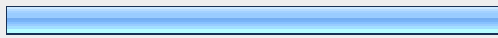
		Response Percent	Response Count
Yes		70.6%	12
No		29.4%	5
		Other (please specify)	4
		<b>answered question</b>	<b>17</b>
		<b>skipped question</b>	<b>4</b>

**15. All non-mandatory out-of-boundary trips should be ended.**



		Response Percent	Response Count
Yes		43.8%	7
No		56.3%	9
		Other (please specify)	7
		<b>answered question</b>	<b>16</b>
		<b>skipped question</b>	<b>5</b>

16. Bus arrival times before the first bell should be:			
	Yes	No	Response Count
ES 5-15 minutes	100.0% (15)	0.0% (0)	15
MS 5-20 minutes	100.0% (15)	0.0% (0)	15
HS 5-20 minutes	86.7% (13)	13.3% (2)	15
HS 5-30 minutes	40.0% (4)	60.0% (6)	10
		Other (please specify)	5
		<b>answered question</b>	<b>15</b>
		<b>skipped question</b>	<b>6</b>



17. The MS/HS walking distance should be lengthened by 0.5 (one-half) mile.			
		Response Percent	Response Count
Yes		42.9%	6
No		57.1%	8
		Other (please specify)	10
		<b>answered question</b>	<b>14</b>
		<b>skipped question</b>	<b>7</b>

18. Each Elementary School should be made a GT Center.			
		Response Percent	Response Count
Yes		33.3%	5
No		66.7%	10
		Other (please specify)	10
		<b>answered question</b>	<b>15</b>
		<b>skipped question</b>	<b>6</b>

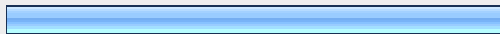

19. FCPS should no longer provide transportation to GT Centers for those ES students whose base school has a GT program.

		Response Percent	Response Count
Yes		58.8%	10
No		41.2%	7
		Other (please specify)	8
		<b>answered question</b>	<b>17</b>
		<b>skipped question</b>	<b>4</b>



20. All Middle Schools should have GT Centers.

		Response Percent	Response Count
Yes		71.4%	10
No		28.6%	4
		Other (please specify)	7
		<b>answered question</b>	<b>14</b>
		<b>skipped question</b>	<b>7</b>

21. GT Center pupil placement will still be possible, but transportation will not be provided.

		Response Percent	Response Count
Yes		66.7%	10
No		33.3%	5
		Other (please specify)	6
		<b>answered question</b>	<b>15</b>
		<b>skipped question</b>	<b>6</b>

**22. High School activities should occur only after the end of the school day.**

		Response Percent	Response Count
Yes		52.9%	9
No		47.1%	8
		Other (please specify)	6
		<b>answered question</b>	<b>17</b>
		<b>skipped question</b>	<b>4</b>

**23. My preference for the next committee assignment is as follows:**

	1	2	3	Response Count
Student Impact Committee	<b>75.0% (9)</b>	25.0% (3)	0.0% (0)	12
Teacher Impact Committee	0.0% (0)	25.0% (3)	<b>75.0% (9)</b>	12
Community Impact Committee	33.3% (5)	<b>53.3% (8)</b>	13.3% (2)	15
		Other (please specify)		8
		<b>answered question</b>		<b>15</b>
		<b>skipped question</b>		<b>6</b>