

PROPOSED BUDGET FY 2013

Fairfax County, Virginia



www.fcps.edu

FY 2013 Proposed Budget Overview

- The proposed budget is shaped by the School Board's priorities, and reflects our shared goals for FY 2013 and beyond
 - We are committed to high academic standards, encouraging each student to reach their full potential and graduate as responsible citizens and lifelong learners
 - We are driven collectively to build professional learning communities that employ best practices and close achievement gaps

Student Achievement

- SOL pass rates are 93% in reading and 92% in mathematics
- Approximately 53% of all reading and mathematics SOL tests received a score of pass advanced
- Achievement gap continues to narrow in reading for Black students and in mathematics for Hispanic students
- 99% of our schools are fully accredited

Student Achievement

- SAT average of 1654
 - Exceeds both the state average of 1516 and the national average of 1500
- 33,983 AP tests were given in 2010-2011
 - An increase of 18.8% since 2007
- 91.4% of students from the class of 2011 graduated on time
 - Exceeds state average of 86.6%

FY 2013 Proposed Budget Overview

- \$2.4 billion operating budget
 - \$202.3 million, or 9.0%, more than the FY 2012 Approved Budget
 - Membership and compensation drive increase
 - \$13,654 average cost per pupil
- 181,608 students in 196 schools and centers
 - 17.8% ESOL, 13.7% Special Education, 25.4% FRM
- 23,500.9 full-time equivalent positions
 - 93.0% school-based, 7.0% nonschool-based

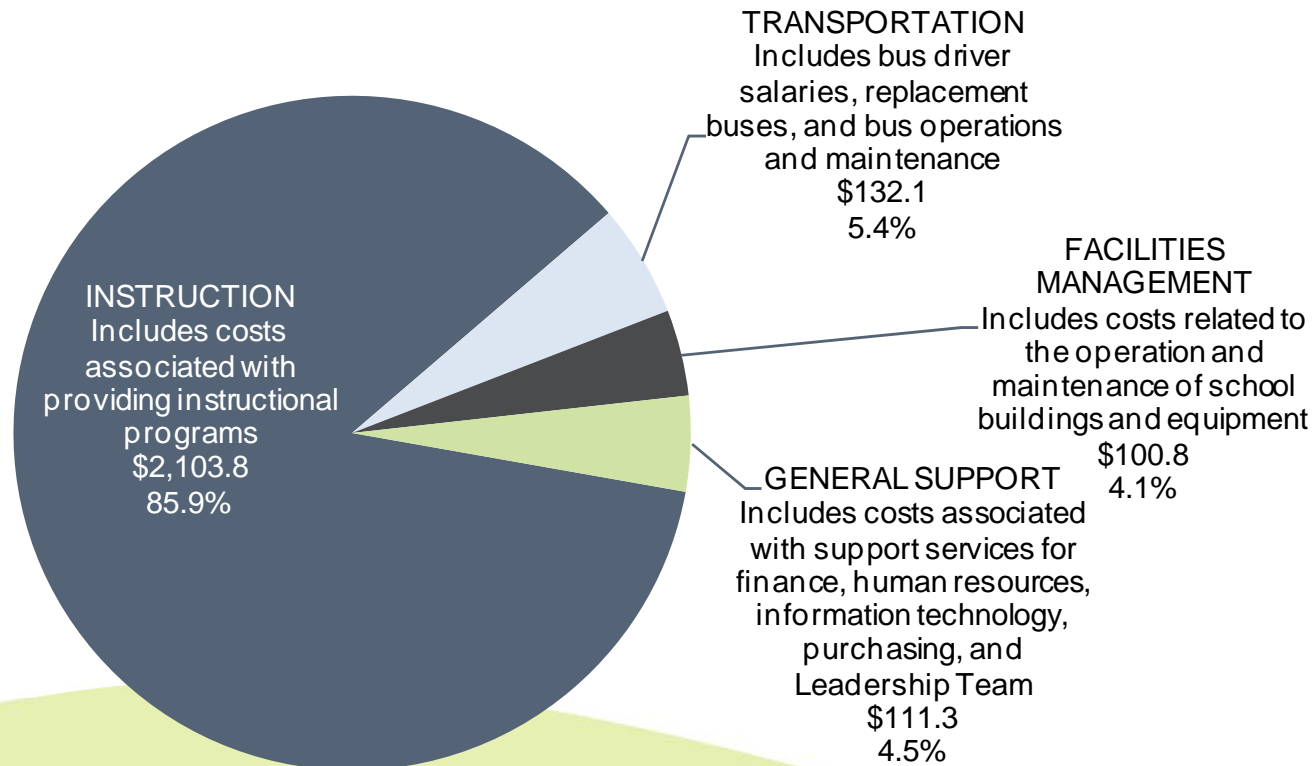
School Board Budget Priorities

Reasonable Interpretations of School Board Budget/Program Review Criteria		
A.	Ensure safe and secure environment	10
B.	Provide resources for students not meeting academic expectations	10
C.	Foster relationships with community--parent liaisons	8
D.	Ensure quality academic programs (Goal 1)	
	1. Core disciplines (Goal 1.1)	10
	2. Fine arts (Goal 1.3)	8
	3. Practical arts (Goal 1.3)	8
	4. Two languages (Goal 1.2)	7
	5. Technology (Goal 1.5) (Integrated in other disciplines)	
	6. Countries and cultures of the world (Goal 1.4)	4
E.	Maintain support for effective classroom teaching and learning	9
F.	Emphasize pre-K - 3 (Early investment)	8
G.	Maintain competitive salary/benefits	9
H.	Ensure program and operational efficiency and effectiveness	6
I.	Support lifelong learning (athletics, extracurricular)	4
J.	Minimize negative impact on families (fees)	5
K.	Foster relationships with community—community use	3
L.	Support Goal 2 (extra projects)	8
M.	Support Goal 3 (extra projects)	5

Expenditures By Category

Where it goes...

FY 2013 Proposed Operating Expenditures
(\$ in millions)*



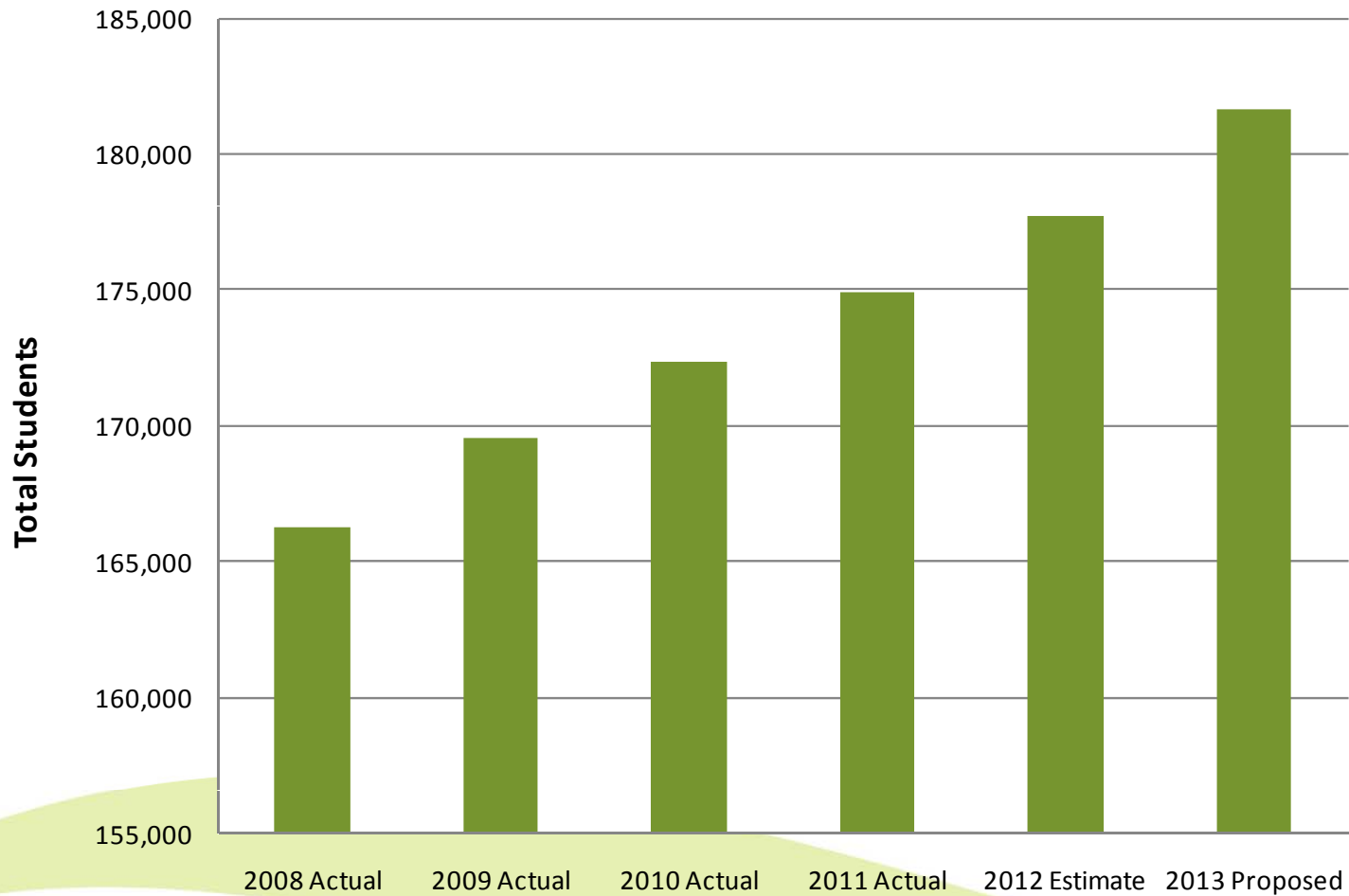
*Does not add due to rounding.

FY 2013 Proposed Expenditures

- The majority of the budget, 88.0%, is for employee compensation
- 721.3 new positions are included
 - A majority address student membership growth and demographic changes
- FCPS directs resources to schools
 - 93.0% of School Operating Fund positions are school-based and 7.0% are nonschool-based

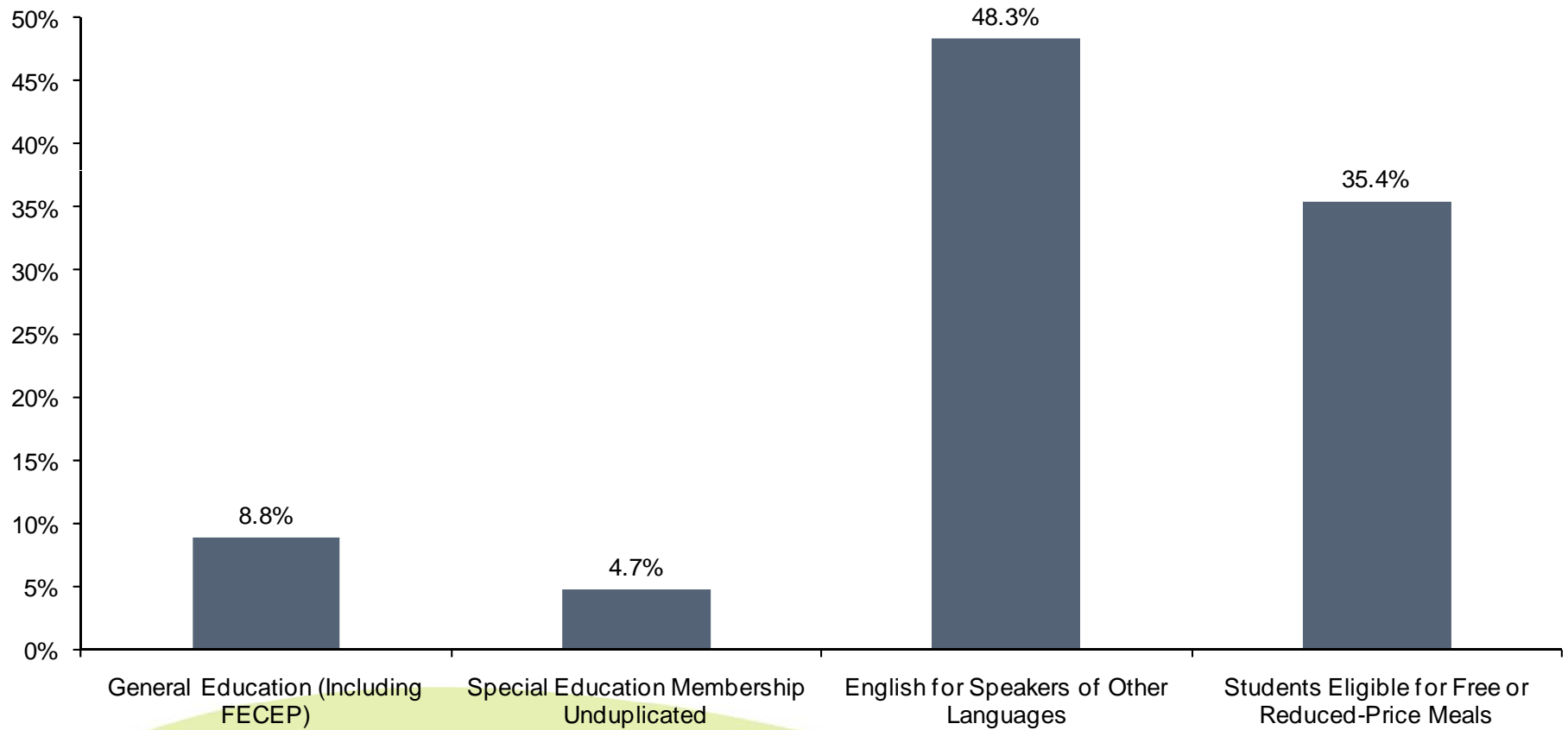
Student Membership Trends

2008-2013



Student Demographic Trends

FY 2008 to 2013 Growth in Membership



Aligning Resources *Students*

(change in millions)

- Membership growth/demographics \$45.7
- New schools \$1.9
- Extended learning time for students \$5.0
- Elementary world languages \$0.9
- College success \$0.1
- Teacher-in-residence \$0.1
 - Smithsonian Institution's National Air and Space Museum, Udvar Hazy Center

Aligning Resources *Staff*

(change in millions)

- Extended time for teachers \$3.3
- Staffing reserve \$2.0
 - Additional positions to address large class sizes
- Tuition reimbursement \$1.2
- eCART \$0.3
 - Electronic Curriculum Assessment Resource Tool

Aligning Resources *Compensation*

(change in millions)

- 2% market scale adjustment \$36.6
 - For all employees
- Step increases for eligible employees \$42.0
 - Offset by lapse savings of \$38.2 million
- Custodial salary adjustment \$0.4
 - Reclassification to market level
 - Impacts approximately 1,300 custodians

Aligning Resources *Compensation*

(change in millions)

- Retirement rate increases **\$66.3**
 - VRS employer rate from 6.33% to 11.33%
 - VRS health rate from 0.60% to 1.04%
 - ERFC employer rate remains 4.34%
 - FCERS employer rate remains 17.20%
- Health and life insurance rate increases **\$8.9**
- Benefits for parent liaisons and multilingual interpreters **\$2.0**

Aligning Resources *Support*

(change in millions)

- Network replacement equipment \$4.0
- Equipment replacement \$3.0
- Preventive maintenance \$2.0
- Service contracts and custodial supplies \$1.7
- Building leases \$1.0
- Finance technician contract length \$0.5

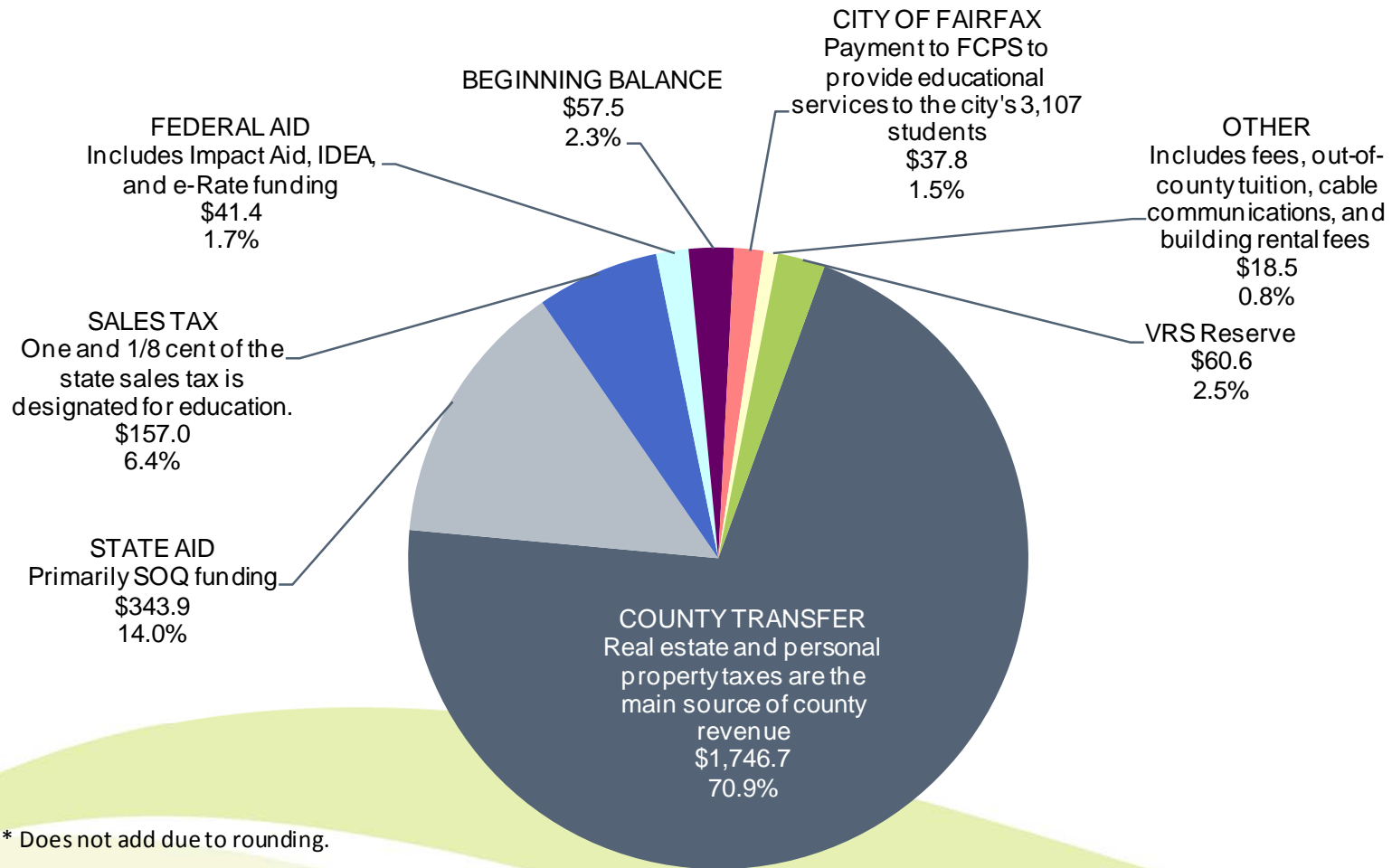
Budget Reductions in FY 2009-2012

- More than \$475 million in budget reductions and cost avoidances
 - Eliminated nearly 1,450 positions
 - Employee pay frozen in FY 2010 and FY 2011
 - Contract length reductions
 - Class size increased by 1 student per teacher
 - Program reductions, eliminations, and redesigns
 - Central office support reductions and facilities, transportation, and energy savings
 - Increased fees

Revenue by Source

Where it comes from...

FY 2013 Proposed Operating Revenue
(\$ in millions)*



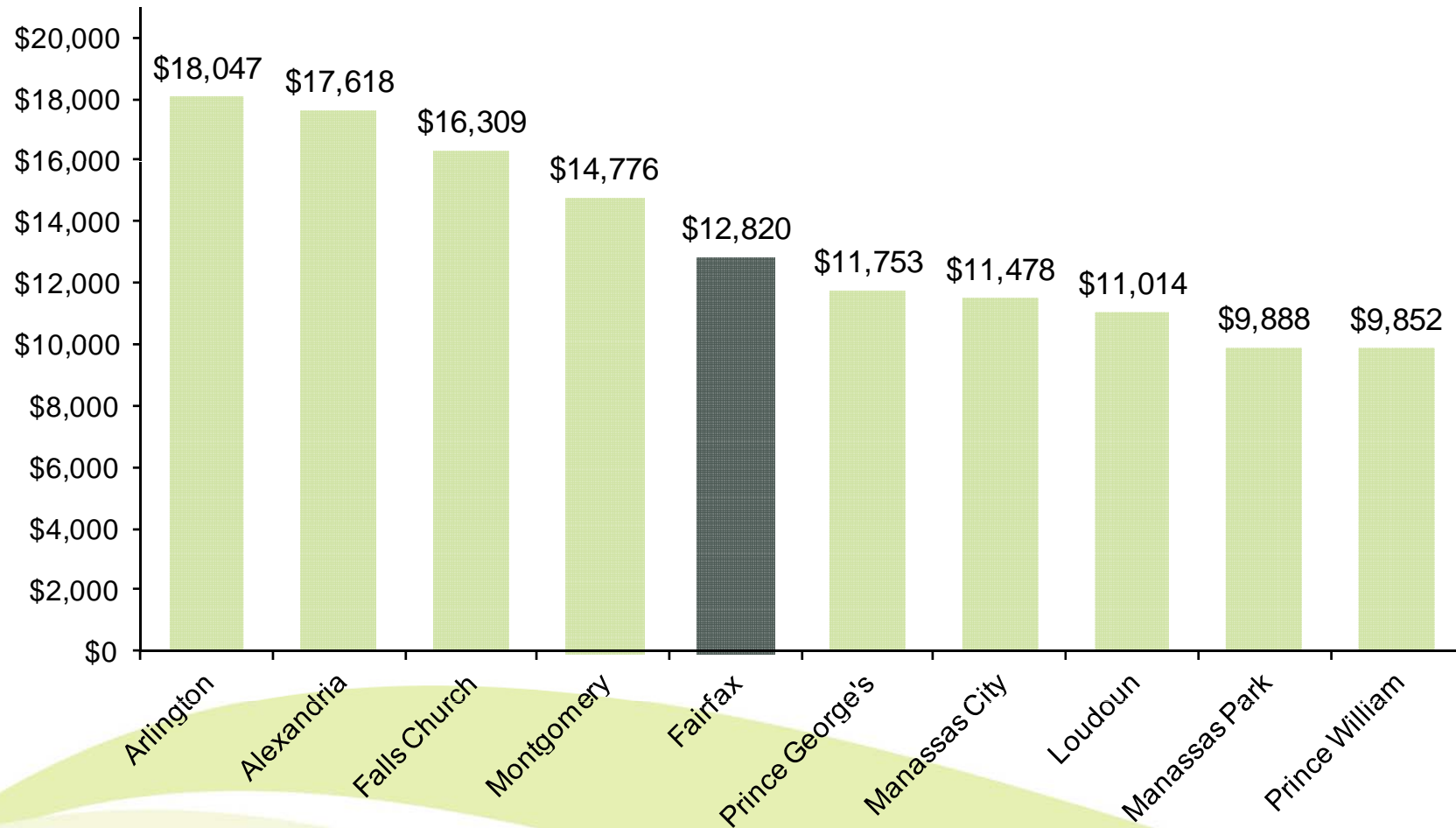
FY 2013 Proposed Revenue

(compared to FY 2012 approved)

	Change in Millions	Percent Change
• County transfer	\$135.8	8.4%
• State aid	\$24.9	7.8%
• Sales tax	\$4.0	2.6%
• Federal aid	(\$21.8)	(34.5%)
• Other	\$1.4	2.6%
• Budgeted beginning balance	\$0.2	0.3%

Accountability

FY 2012 WABE Cost Per Pupil



Accountability

- Efficiency is seen by comparing FCPS with neighboring school systems
 - Management (Leadership Team, directors, and coordinators) represents less than 1.0 percent of total FCPS School Operating Fund positions, which is the lowest in the region
 - Since 2008, school-based positions ↑ 6.6% and nonschool-based positions ↓ 6.4%

State Update – Governor’s Introduced Budget

- Revenue Impact
 - Sales tax
 - Change in distribution methodology
 - State is forecasting an increase in taxable sales
 - Proposed state aid increase
 - Local composite index adjustment
 - Enrollment increase
 - State portion of increased Virginia Retirement System Rate
- Expenditure Impact
 - Virginia Retirement System rate proposal

State Update – Governor’s Introduced Budget

- Long-term financial policy impacts
 - Eliminates cost of competing funding for support positions - loss of \$11.7 million for FCPS in FY 2013
 - Removes non-personal inflation funding
 - Updates the federal revenue deduct
 - Continues the shift of moving basic education costs from the state general fund to being funded with lottery proceeds
 - Includes reporting requirement to measure instruction funding

Participate in the Budget Process

- Watch School Board meetings on Red Apple 21
- School Board meetings are also streamed live via FCPS' website
- To speak at a School Board meeting:
www.fcps.edu/schlbd/meetings/requestspeak.shtml
or call 571-423-1075
- To speak at a Board of Supervisors public hearing call 703-324-3151 or
www.fairfaxcounty.gov/bosclerk/speaker_bos.htm

Important Dates

FY 2013 Budget Calendar*	
Aug.- Dec., 2011	FCPS conducts internal program reviews and gathers community and employee feedback
January 12, 2012	Superintendent releases FY 2013 Proposed Budget
January 30-31	School Board holds public hearings on budget
February 2	School Board conducts budget work session
February 9	School Board adopts FY 2013 Advertised Budget
February 28	Fairfax County Executive releases FY 2013 Advertised Budget Plan
March 6	County Board of Supervisors (BOS) advertises tax rate
April 10	School Board presents budget to County BOS
April 10-12	County BOS holds public hearings on budget
April 24	County BOS FY 2013 budget mark-up determines budget package and tax rate
April 30	School Board conducts budget work session
May 1	County BOS approves the FY 2013 Adopted County Budget, tax rate resolution, and transfer amount to schools
May 10	School Board FY 2013 Approved Budget presented for new business
May 15-16	School Board holds public hearings on budget
May 17	School Board conducts budget work session
May 24	School Board adopts FY 2013 Approved Budget
July 1	FY 2013 begins

*Dates tentative

Additional Resources

- The FCPS website provides detailed information about our schools, students, programs and operations: <http://www.fcps.edu/index.shtml>
- For budget documents: <http://www.fcps.edu/fs/budget/budgetdocuments.shtml>
- For information provided in response to questions from the School Board regarding budget topics: <http://www.fcps.edu/fs/budget/questions.shtml>