

---

---

**Department of Educational Accountability**

---

---

<b>Program</b>	<b>Page</b>
Office of the Assistant Superintendent.....	307
Educational Planning Program .....	308
Minority Student Achievement Program .....	310
Program Evaluation.....	311
Student Testing Program.....	313

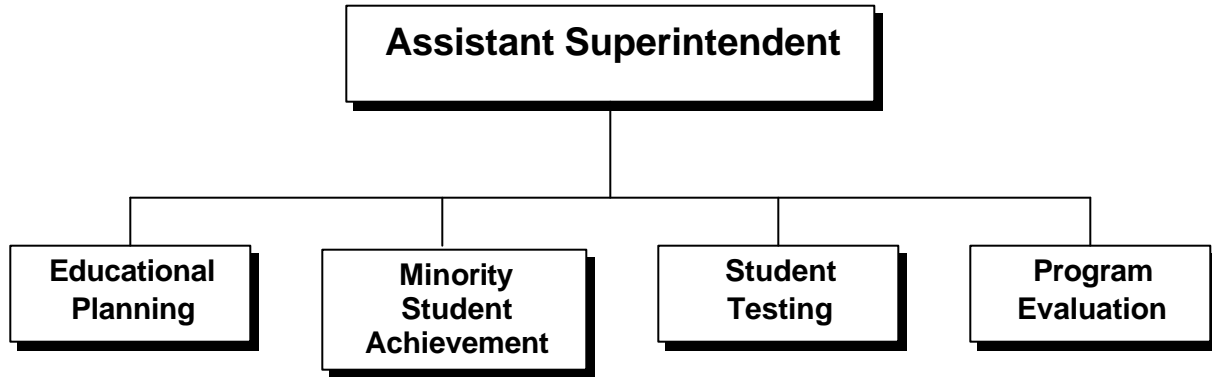
---

---

**Department of Educational Accountability**

---

---



---



---

## Department of Educational Accountability

---



---

### Department Mission

The mission of the Department of Educational Accountability is to improve all students' performance systemwide by promoting valid databased decision making through student advocacy, planning, testing, and evaluation.

### Department Summary

The following table is a summary of all programs funded by this department. The instructional programs if applicable are described in Section 1. The support programs are described in the subsequent pages.

	FY 2003			
	Amount		Positions	
	School- Based	Nonschool- Based	School- Based	Nonschool- Based
<b>Instructional Programs:</b>				
Early Identification Program	\$54,655			
<b>Total Instructional Programs</b>	<b>\$54,655</b>	<b>\$0</b>	<b>0.0</b>	<b>0.0</b>
<b>Support Programs:</b>				
Assistant Superintendent		\$337,116		3.0
Educational Planning		725,618		6.0
Minority Student Achievement		505,564		4.0
Program Evaluation		916,051		9.0
Student Testing		1,326,253		11.0
<b>Total Support Programs</b>	<b>\$0</b>	<b>\$3,810,602</b>	<b>0.0</b>	<b>33.0</b>
<b>TOTAL DEPARTMENT</b>	<b>\$54,655</b>	<b>\$3,810,602</b>	<b>0.0</b>	<b>33.0</b>

---

---

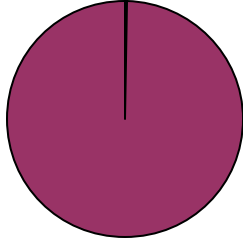
## Department of Educational Accountability

---

---

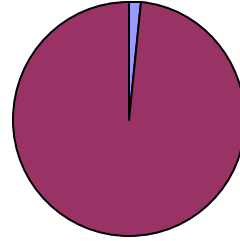
**Total Department Percentage of  
Total Operating Budget**

0.2%



**Educational Accountability Support  
Programs Percentage of all  
Support Programs**

1.6%



## Office of the Assistant Superintendent

	FY 2002 Approved		FY 2003 Proposed		Program Percentage of Total Department
	School-based	Nonschool-based	School-based	Nonschool-based	
FT Salaries	\$0	\$226,283	\$0	\$237,479	<p>A pie chart titled "Program Percentage of Total Department" showing a small blue slice representing 8.7% of the total. The rest of the chart is a larger maroon color.</p>
PT Salaries and OT	0	5,239	0	5,343	
Employee Benefits	0	54,461	0	60,188	
Operating Expenses	0	34,106	0	34,106	
<b>Total Cost</b>	<b>\$0</b>	<b>\$320,089</b>	<b>\$0</b>	<b>\$337,116</b>	
<b>Positions</b>	<b>-</b>	<b>3.0</b>	<b>-</b>	<b>3.0</b>	
<b>Office Total</b>		<b>\$320,089</b>		<b>\$337,116</b>	
<b>Offsetting Revenue</b>		<b>\$0</b>		<b>\$0</b>	
<b>Net Cost</b>		<b>\$320,089</b>		<b>\$337,116</b>	
<b>Total Positions</b>		<b>3.0</b>		<b>3.0</b>	
Assistant Superintendent	Michael Glascoe				
Phone Number	703-208-7778				

### Description

The Assistant Superintendent's Office directs the work of four offices: Educational Planning, Minority Student Achievement, Program Evaluation, and Student Testing.

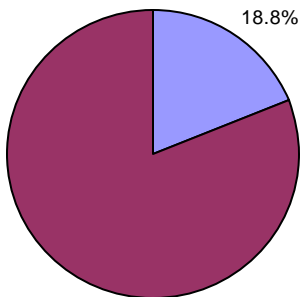
### Goals

- To ensure that the goals of the individual offices remain the focus of office activities
- To ensure the successful completion of the individual offices' goals

### Explanation of Costs

The \$0.3 million provides funding for 3.0 positions, hourly funds to support the office, staff training, materials, and supplies.

## Educational Planning Program

	FY 2002 Approved		FY 2003 Proposed		Program Percentage of Total Department
	School-based	Nonschool-based	School-based	Nonschool-based	
FT Salaries	\$0	\$397,235	\$0	\$403,830	 <p>18.8%</p>
PT Salaries and OT	0	153,179	0	156,243	
Employee Benefits	0	106,921	0	114,530	
Operating Expenses	0	51,015	0	51,015	
<b>Total Cost</b>	<b>\$0</b>	<b>\$708,350</b>	<b>\$0</b>	<b>\$725,618</b>	
<b>Positions</b>	<b>-</b>	<b>6.0</b>	<b>-</b>	<b>6.0</b>	
<b>Office Total</b>		<b>\$708,350</b>		<b>\$725,618</b>	
<b>Offsetting Revenue</b>		<b>\$0</b>		<b>\$0</b>	
<b>Net Cost</b>		<b>\$708,350</b>		<b>\$725,618</b>	
<b>Total Positions</b>		<b>6.0</b>		<b>6.0</b>	
Mandate	See Below				
Program Contact	Gayle S. Wood				
Phone Number	703-208-7785				

### Description

The Office of Education Planning (OEP) staff provides technical guidance in the management and reporting of the divisionwide strategic targets to the community, system, and school board. The strategic targets guide the allocation of resources providing gifted and quality educational opportunities for all students and ensure accountability to parents and community members for efficiency and effectiveness. The OEP staff designs school improvement planning models and conducts trainings for schools and cluster offices which strategically incorporate needs assessment, research, collaborative decision-making, and parental involvement. The OEP staff oversees the coordination of secondary school accreditation through the Southern Association of Colleges and Schools (SACS), mentors and assists Schools Accredited with Warning (SAWW), and develops and conducts divisionwide accreditation training programs. The OEP staff plans and facilitates focus groups and nominal group techniques for community boundary meetings, parent and staff task forces, the Superintendent's advisory councils, and divisionwide surveys.

### Goals

- Develop a management system for effectively and efficiently preparing and presenting the annual divisionwide strategic target report
- Design and conduct strategic school improvement planning models reflecting alignment with divisionwide strategic targets
- Create divisionwide staff development accreditation programs that effectively disseminate state and system mandates with instructional implications
- Train school personnel to facilitate community meetings utilizing focus groups and nominal group techniques

**State and Federal Mandates**

Schools Accredited with Warning (SAWW) — Standards of Accreditation, 8 VAC 20-131-300, 8 VAC 20-131-310

Divisionwide Planning — Standards of Quality, Standard 6, Planning and Public Involvement, 22.1-253-.13:6

Standards of Learning Training for Administrators — Standards of Accreditation, 8 VAC 20-131-320

Modified School Calendar — Standards of Accreditation, 8 VAC 20-131-150

**Explanation of Costs**

The \$0.7 million provides funding for 6.0 positions and hourly funds for substitute pay allowing teachers to collaboratively work on school improvement plans and to pay facilitators. Funding also provides for the cost of dues for the 24 high schools to be members of the Southern Associations of Colleges and Schools (SACS), printing, costs, and supplies.

## Minority Student Achievement Program

	FY 2002 Approved		FY 2003 Proposed		Program Percentage of Total Department
	School-based	Nonschool-based	School-based	Nonschool-based	
FT Salaries	\$0	\$287,084	\$0	\$283,750	<p>A pie chart titled 'Program Percentage of Total Department' showing a single slice representing 13.1% of the total. The slice is colored light blue, while the rest of the chart is a dark purple/maroon color.</p>
PT Salaries and OT	0	42,453	0	68,802	
Employee Benefits	0	71,909	0	77,082	
Operating Expenses	0	68,930	0	75,930	
<b>Total Cost</b>	<b>\$0</b>	<b>\$470,376</b>	<b>\$0</b>	<b>\$505,564</b>	
<b>Positions</b>	<b>-</b>	<b>4.0</b>	<b>-</b>	<b>4.0</b>	
<b>Office Total</b>		<b>\$470,376</b>		<b>\$505,564</b>	
<b>Offsetting Revenue</b>		<b>\$0</b>		<b>\$0</b>	
<b>Net Cost</b>		<b>\$470,376</b>		<b>\$505,564</b>	
<b>Total Positions</b>		<b>4.0</b>		<b>4.0</b>	
Mandate	None				
Program Contact	Lawrence Bussey				
Phone Number	703-204-3905				

### Description

The Minority Student Achievement (MSA) program is designed to monitor academic opportunities and outcomes for minority students divisionwide and to provide technical assistance designed to address their needs. The MSA program provides staff support for schools and clusters to address closing the achievement gap and for the Minority Student Achievement Oversight Committee (MSAOC).

### Goals

- Monitor and provide technical assistance to schools and clusters to help close the achievement gap
- Provide staff support for MSAOC and conduct diversity training for staff

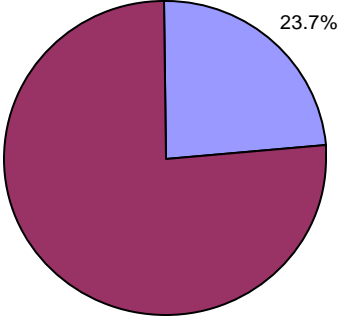
### Evaluation Cycle

MSA program is part of the Quality Programs Assurance System and, as such, is responsible for documenting, reviewing and evaluating program delivery and impact during a five-year cycle.

### Explanation of Costs

The \$0.5 million provides funding for 4.0 positions, hourly funds for diversity training; staff training, consultants, school initiative, and supplies. Eighty-one percent of costs are direct service to schools.

## Program Evaluation

	FY 2002 Approved		FY 2003 Proposed		Program Percentage of Total Department
	School-based	Nonschool-based	School-based	Nonschool-based	
FT Salaries	\$0	\$536,793	\$0	\$567,420	 <p>23.7%</p>
PT Salaries and OT	0	44,294	0	45,180	
Employee Benefits	0	131,699	0	146,493	
Operating Expenses	0	156,958	0	156,958	
<b>Total Cost</b>	<b>\$0</b>	<b>\$869,744</b>	<b>\$0</b>	<b>\$916,051</b>	
<b>Positions</b>	<b>-</b>	<b>9.0</b>	<b>-</b>	<b>9.0</b>	
<b>Office Total</b>		<b>\$869,744</b>		<b>\$916,051</b>	
<b>Offsetting Revenue</b>		<b>\$0</b>		<b>\$0</b>	
<b>Net Cost</b>		<b>\$869,744</b>		<b>\$916,051</b>	
<b>Total Positions</b>		<b>9.0</b>		<b>9.0</b>	
Mandate	See Below				
Program Contact	Recardo V. Sockwell				
Phone Number	703-208-7781				

### Description

The Office of Program Evaluation (OPE) conducts evaluations of programs that have been identified by the Superintendent, Leadership Team, and School Board. Evaluations typically last for three to five years and examine a program's general characteristics and focus, level of implementation, staff preparation, effectiveness or impact, and cost or adequacy of resources. Interim and final reports of the evaluation results guide program and policy decisions at all levels. The OPE evaluations represent the most comprehensive level of investigations identified by the Quality Programs Assurance System (QPAS), the accountability system for divisionwide programs in FCPS. The other levels of program accountability are documentation (ongoing data collection/use by program managers) and review (biennial analytic reports by program managers).

The OPE staff also provide training and assistance for program managers in the QPAS process, assist school and central office administrators in the interpretation of evaluation data, provide ongoing review of the Schoolwide Achievement Index, assist in the analysis and interpretation of data for the division's strategic targets, review and approve requests to conduct research in the division, and assist in the development of grant applications seeking outside funding.

### Goals

- Design, conduct and oversee high quality evaluations and other accountability procedures related to teaching and learning
- Report results from evaluations and other accountability procedures in a timely manner
- Promote valid utilization of results from evaluations and other accountability procedures

**State and Federal Mandates**

Virginia General Assembly Required Evaluations: Character Education (1999 Senate Bill 817)

Federal Grant Required Evaluations: None currently pending

**Explanation of Costs**

The \$0.9 million provides funding for 9.0 positions and hourly funds to cover costs associated with data collection such as teachers observing classrooms as part of the program evaluation process. Funds cover expenses associated with the cost of non-standard testing materials and parent, staff, and student surveys for special programs such as Success by Eight and Excel.

## Student Testing Program

	FY 2002 Approved		FY 2003 Proposed		Program Percentage of Total Department
	School-based	Nonschool-based	School-based	Nonschool-based	
FT Salaries	\$0	\$573,627	\$0	\$591,997	
PT Salaries and OT	0	113,610	0	115,882	
Employee Benefits	0	145,942	0	158,529	
Operating Expenses	0	394,845	0	459,845	
<b>Total Cost</b>	<b>\$0</b>	<b>\$1,228,024</b>	<b>\$0</b>	<b>\$1,326,253</b>	
<b>Positions</b>	<b>-</b>	<b>11.0</b>	<b>-</b>	<b>11.0</b>	
<b>Office Total</b>		<b>\$1,228,024</b>		<b>\$1,326,253</b>	
<b>Offsetting Revenue</b>		<b>\$0</b>		<b>\$0</b>	
<b>Net Cost</b>		<b>\$1,228,024</b>		<b>\$1,326,253</b>	
<b>Total Positions</b>		<b>11.0</b>		<b>11.0</b>	
Mandate	See Below				
Program Contact	Raymond J. Diroll				
Phone Number	703-208-7780				

### Description

The testing program assesses students throughout FCPS using tests that are mandated at the state and division level. The assessment data is used for Gifted and Talented screening, accountability procedures and for informing the instruction of students.

### Goals

- Increase the timeliness and accuracy of reporting of Standards of Learning data by reducing the number of test irregularities and alerts by ten percent when comparing 2001-2002 and 2002-2003 results
- Increase the timeliness and accuracy of reporting of Stanford 9TA data by reducing the number of test irregularities and alerts by ten percent when comparing 2001-2002 and 2002-2003 results

### State and Federal Mandates

The state of Virginia mandates the Standards of Learning and Stanford 9TA assessments. The state also mandates the training of Test Coordinators in the administration of these assessments. The mandates can be found in:

- 8 VAC 20-131-30 — Student achievement expectations
- 8 VAC 20-131-40 — Literacy Passport Tests
- 8 VAC 20-131-110 — Standard and verified units of credit
- 8 VAC 20-131-120 — Summer school
- 8 VAC 20-131-270 — School and community communications
- 8 VAC 20-131-280 — Expectations of school accountability

8 VAC 20-131-300 — Application of standards

8 VAC 20-131-340 — Academic reviews, special provisions, and sanctions

§22.1-253.13:3 — Standard 3: Accreditation, other standards, and evaluation

§22.1-253.13:4 — Standard 4: Literacy Passports, diplomas and certificates; class rankings

Title 1 mandates the assessment of students in determining funding.

### **Explanation of Costs**

Funding of \$1.3 million provides for 11.0 positions as well as for tests, materials, and hourly funding. Testing costs are driven by the assessments mandated for the purposes of accountability, screening and to meet state strictures. Costs are primarily for the materials needed to assess, scoring and reporting of the assessment results, and personnel costs associated with the distribution of materials, training of school staff in the administration of the assessments, and the analysis of the assessment data.