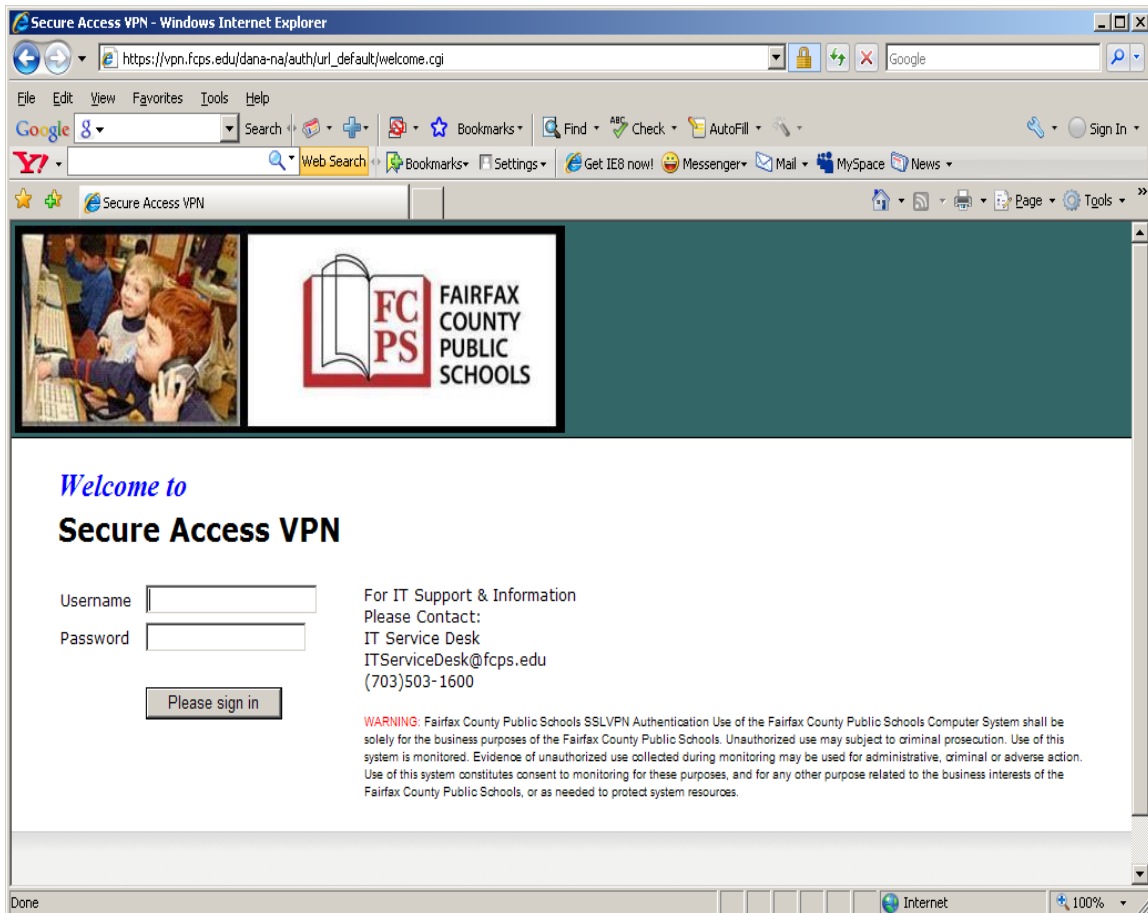


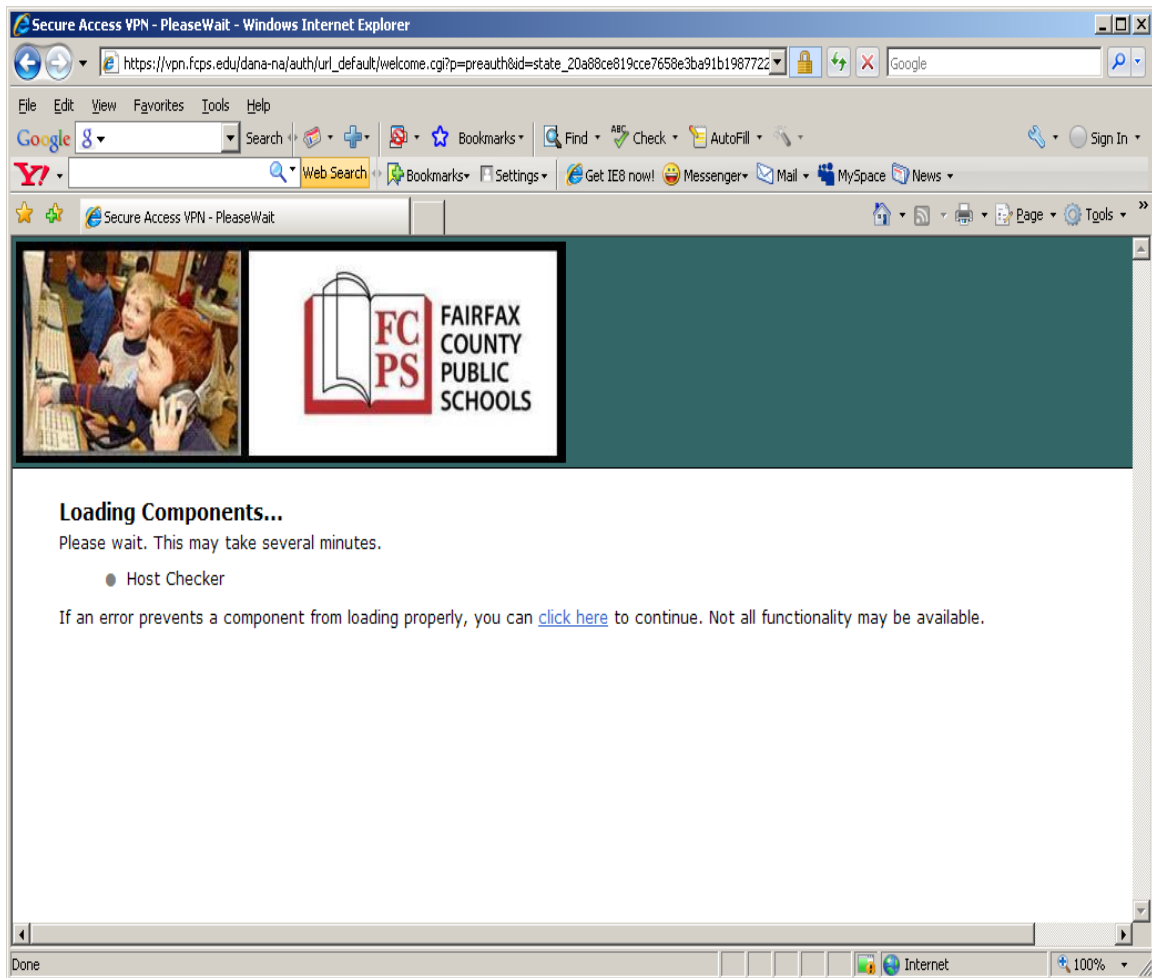
Fairfax County Public Schools
Department of Information Technology
Juniper VPN Project

I. Procedure How to Log into VPN:

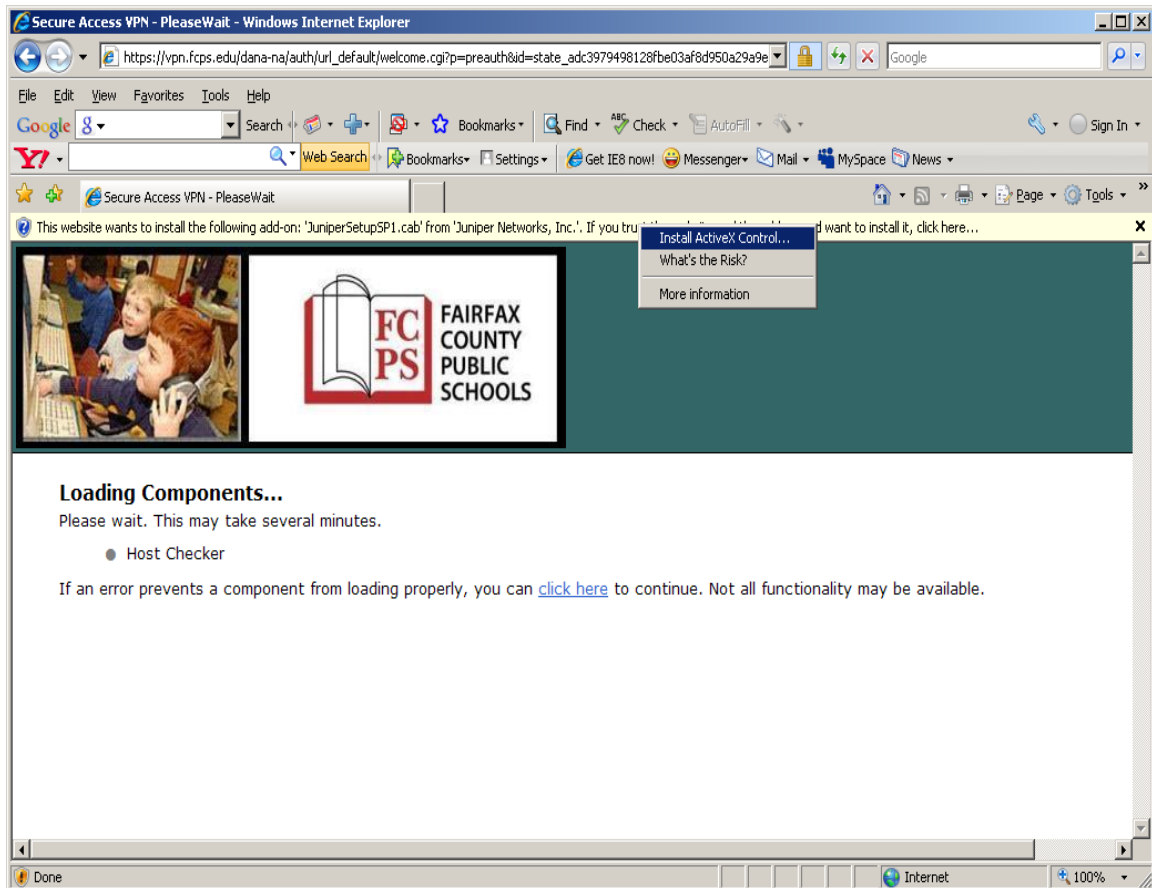
- 1) Open a web-browser (Any web-browser, but preferably IE x)
- 2) Type in on the URL: <http://VPN.FCPS.EDU>
 - You will have the screen as shown below



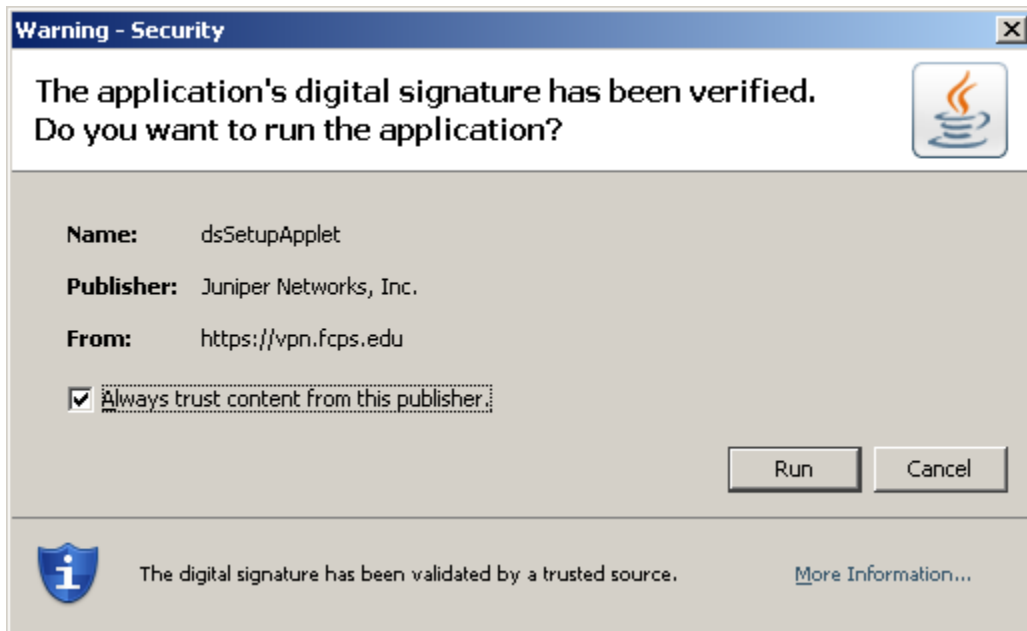
- 3) Please enter your network/email username and password to log in the VPN infrastructure.
- You should have the screen below after you type in your correct username and password. This screen will take a few minutes for host checker to perform a virus check on your laptop/desktop. Please be patient.



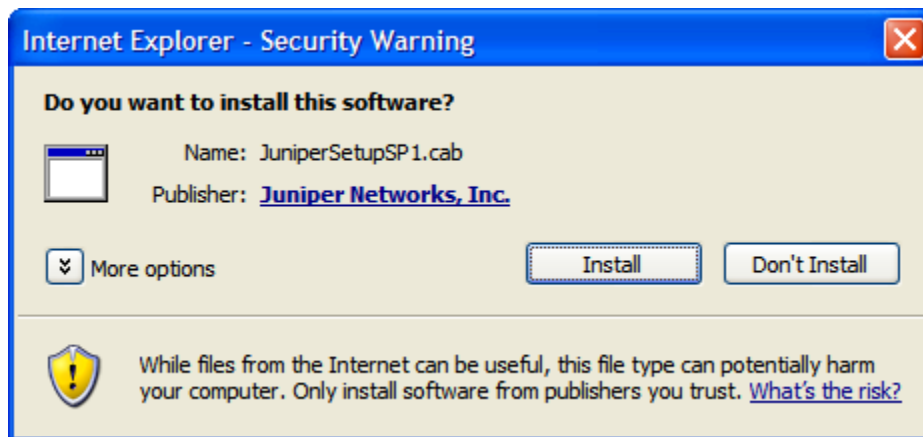
- 4) For the first time logon **only**, you will have to install Active control Java script. Please install it as shown below.



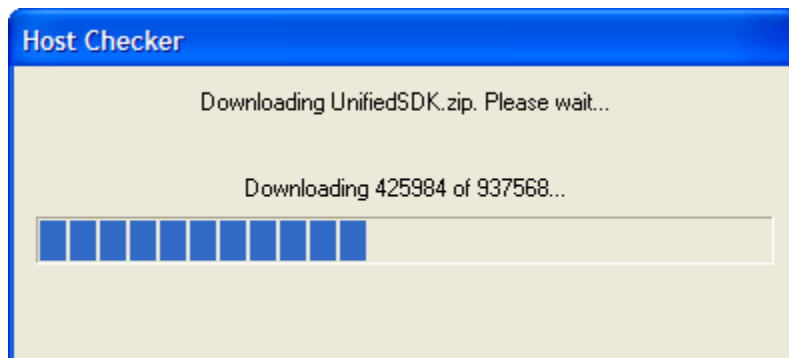
5) When you see the below screen pop up, please click run to install the Java script.



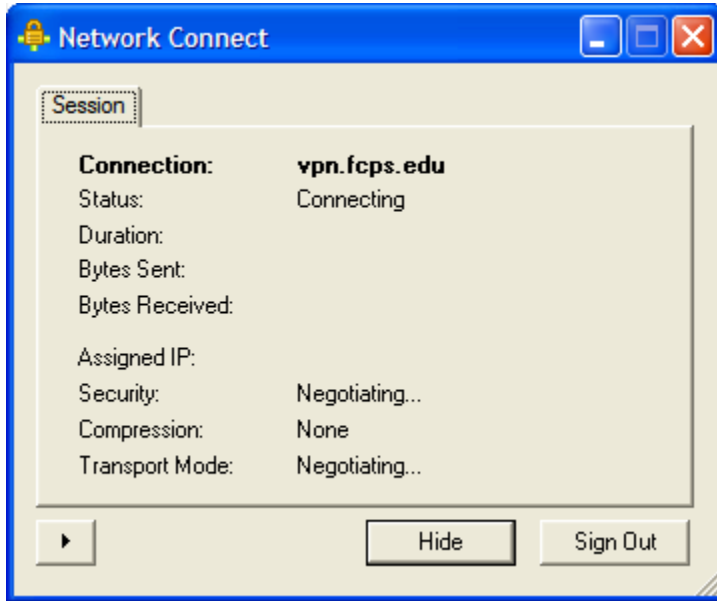
- 6) Please click on the install button to install the standard Java.



- The screen below shows the installation of host checker, which is designed to check the virus protection is up to date on your laptop/desktop. Please be patient and do not click anything during this time. This installation only takes less than a minute.



- The screen below shows that you have been successfully logged into the FCPS VPN network. Please do not click anything and the screen will minimize automatically.



- When you see the screen below, you are now on FCPS VPN network and may begin accessing network resources.

The screenshot shows a Windows Internet Explorer browser window displaying the FCPSnet Home Page. The address bar shows the URL: <https://vpn.fcps.edu/DanaInfo=fcpsnet.fcps.edu+index.shtml>. The page layout includes a navigation menu on the left, a main content area with various links and news items, and a 'WHAT'S NEW TODAY' section with a date-specific announcement for March 30.

Navigation Menu (Left):

- Administration Center
- Budget 2010
- Calendars
- Customer Service Kudos
- Directives
- EDSL
- Emergency Messages
- ERFC
- Fairfax County Government Intranet
- FCPS 24-7
- Forms
- Job Opportunities

Main Content Area:

- Superintendent's Office**
 - [Advisory Councils](#)
 - [Division Counsel](#)
 - [Government Relations](#)
 - [Hearings Office](#)
 - [Internal Audit](#)
 - [Student Activities and Athletic Program](#)
- Clusters**
 - [Cluster I](#) | [Cluster II](#) | [Cluster III](#) | [Cluster IV](#) | [Cluster V](#) | [Cluster VI](#) | [Cluster VII](#) | [Cluster VIII](#)
- Accountability**
 - [About the Department of Accountability](#)
 - [Phone Directory](#)
 - [Department of Accountability News](#)
 - [Educational Planning](#)
 - [Program Evaluation](#)
 - [Student Testing](#)
 - [Testing Calendars](#)
 - [Testing Memos](#)
 - [Reports](#)
- Communications and Community Outreach**
 - [Business and Community Partnerships](#)
 - [Communications and Keep in Touch \(KIT\)](#)
 - [Family and School Partnerships](#)
 - [Parent Resource Center](#)
- Facilities and Transportation Services**
 - [Phone Directory](#)
 - [FIS Newsletters](#)
 - [Security Alert](#)

WHAT'S NEW TODAY

March 30: The FCPS classifieds offer an opportunity for employees to rent extra rooms, look for an apartment, pet or vacation place, or sell unwanted items. [More](#).

SUPERINTENDENT'S MESSAGE

Fri., Mar. 27: Today's Fanout has information on: Elementary and Middle School President's Award for Educational Excellence; Important Student Data to Support SOL Spring Testing; March Student Membership Certification Change; School Carryover; Water Sources; [More](#).

[Memo Archive](#)

II. Procedure How to log out FCPS VPN network:

- On the bottom right of your desktop/laptop, you'll see a yellow lock icon.
 - 1) Please double-click on that icon, and below screen will pop up.
 - 2) Please click on the sign out button as shown below.

