
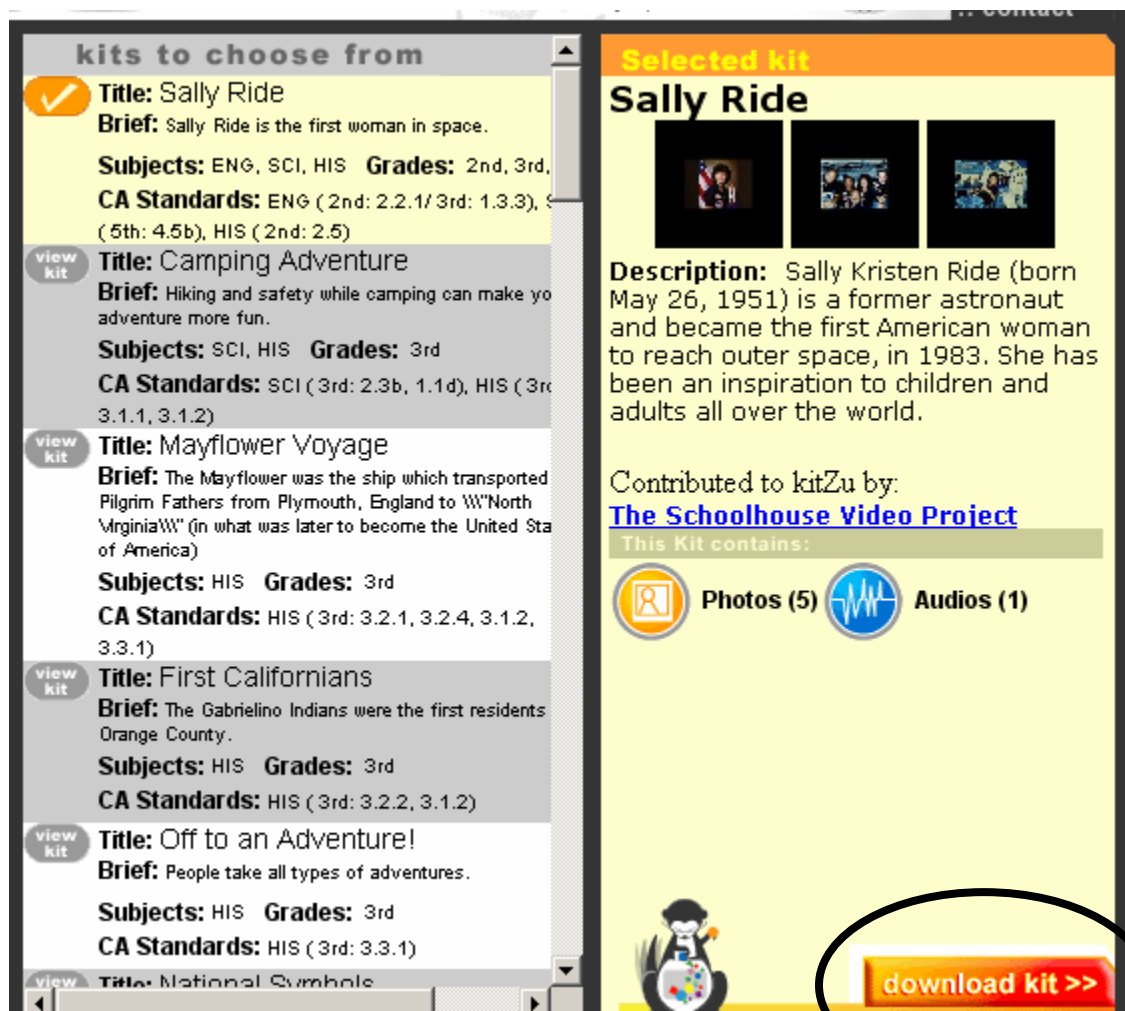


## Downloading Kits from KitZu.org

1. Go to <http://www.kitzu.org>
2. Browse or Search for a topic by grade level or subject.
3. Once you find a kit that you would like to download, **Click** on the grey circle that says **view kit**.

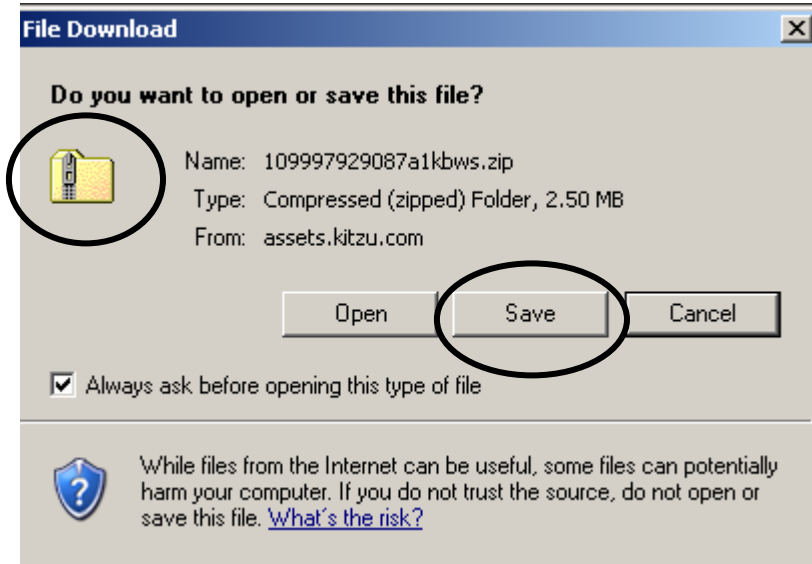


4. This will display a description of the kit and the number of pictures, etc. Click download kit.



5. A File Download window will appear. Choose Save and save the file to your desktop. It may take several minutes to download.

Because the file is so large they needed to compress (ZIP) it to make it smaller. Any file folder that has a zipper on it will need to be unzipped (or extracted) before you can use it.



## How to extract files from a zipped folder

There are several ways to do this.

### Option 1

- Double click on the zipped folder. There should be a folder inside. Drag that folder to your desktop. Close the zipped folder.

### Option 2

- Right click on the folder and choose Extract All...a window will open. Click next. Then choose a location to save the folder. Then click Finish.

### Option 3

- Right click and choose Open with...Compressed Folders...
- Once the folder opens, drag the folder located inside to the desktop Close the zipped folder.