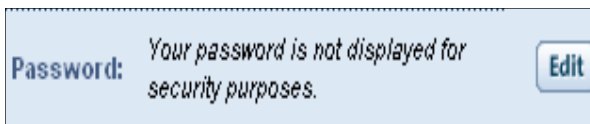


# Change Your Password

If you ever feel the need to change your password, this is how to do it.

- 1) Go to [www.aim.com](http://www.aim.com)
- 2) At the top toolbar, go to the drop down menu for “support”, and click “change password”
- 3) Enter your screen name and password, then click “submit”
- 4) Next, you will have to answer your account security question and click “submit”

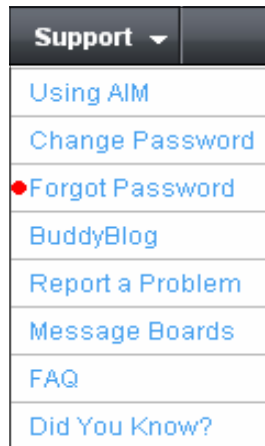


- 5) Click the “edit” button next to the password box
- 6) Type in your old password, and the new password that you want, and click “submit”
- 7) A box should pop up saying, “Your password has been successfully changed.”

# Forgot Your Password?


Did you forget your password?

Well, then, here’s a solution –



- 1) Go to [www.aim.com](http://www.aim.com)
- 2) At the top toolbar, go to the drop down menu for “Support”, and click “Forgot password”
- 3) You will have to enter your screen name and the letters and numbers shown in the security check box. Then click “Next”
- 4) Type the information needed into the box, and click “Submit”
- 5) Answer your account security question, and click “Submit”
- 6) You will have to reset your password

# The AIM Basics



*Prepared by  
Megan Lam & Ariel Hobza  
Advanced Multimedia Productions  
Luther Jackson Middle School*

# A Communication Dilemma

*The other day, Megan and I wanted to make plans to go to the mall, but we didn't have any time to talk to each other at school.*

*When I got home I called Megan's house, but the phone line was busy. After trying to call her for a half an hour, I decided to log onto AIM to see if she was online. And, yes, there she was!*

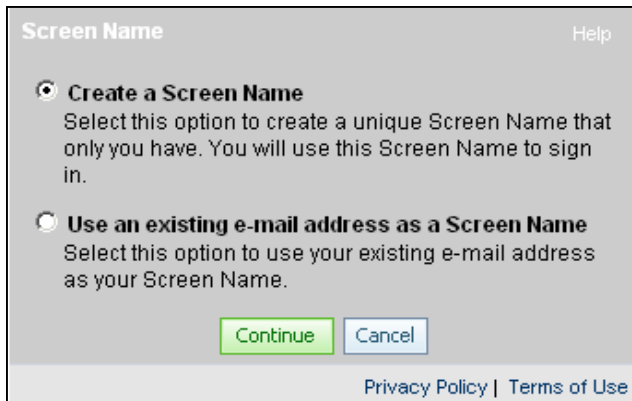
*We made our plans, chatted online for a while longer, and left for the mall the next day.*

## HOW TO GET AIM

So, do you have trouble making plans with your friends? Do you ever feel like you just want to talk, but can't get in touch with any of your friends? Well, maybe they aren't answering their home phone because they're logged on to AIM!

Here are the easy steps to get a screen name.

- 1) Go to [www.aim.com](http://www.aim.com)
- 2) At the top toolbar, go to the drop down menu for "services" and click "get a screen name"
- 3) Select "Create A New Screen Name" and press continue



The screenshot shows a dialog box titled "Screen Name" with a "Help" link in the top right corner. There are two radio button options: "Create a Screen Name" (which is selected) and "Use an existing e-mail address as a Screen Name". Below the first option is the text: "Select this option to create a unique Screen Name that only you have. You will use this Screen Name to sign in." Below the second option is the text: "Select this option to use your existing e-mail address as your Screen Name." At the bottom of the dialog are two buttons: "Continue" (highlighted in green) and "Cancel". At the very bottom, there are links for "Privacy Policy" and "Terms of Use".

- 4) Fill out the required fields in the box
- 5) Type the letters and numbers you see in the security check box
- 6) Click 'Submit'
- 7) Now, go chat with your friends!

Once you have made your screen name, go back to the [aim.com](http://aim.com) homepage and download the version of the AIM you desire.

## Buddy Icon

There are three different ways to get a buddy icon for your screen name. One way is to go to [www.google.com](http://www.google.com) and type "AIM buddy icons" in the search box.

Then click on any of the available links.

Another way to get a buddy icon is to go to [www.iconator.com](http://www.iconator.com) and search for any icon you desire. Still another way for you to get an icon is to go to [www.aim.com](http://www.aim.com).

At the top toolbar, go to the drop down menu for "Fun with AIM," click "Expressions," and search for any type of icon you would like.



Have fun (=