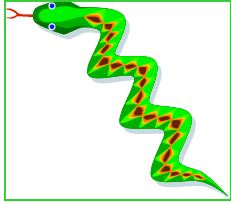



Snakes and Spiders



+



Skills -

movement and concentration

Directions - Players divide into two teams and form two lines in the middle of the room. They stand, facing each other with one foot touching the opponent. One row is Snakes; the other, Spiders.

The leader stands at the end of the two lines and is the caller. If the leader calls "Snakes," the Spiders turn and run, and the Snakes try to tag them. Any tagged Spider then becomes a Snake. If the teacher calls "Spiders," the reverse happens.

The goal is for one team to claim all players.

Note - The leader should play around with the way the words "Sssssnakes" and "Ssssspiders" are expressed, to build suspense and confuse players.

"What I Really Mean Is...."

Skills - concentration
and character development

Directions - Groups of four. In each group there is an A, a B, a shadow for A and a shadow for B.

The shadow characters are to voice what A and B really think, as opposed to what they actually say. A and B agree on their characters and begin to improvise a scene.

Both A and B have to pause before they speak, in order to give their shadows time to react to a previous statement/action.

After A's first line, B's shadow voices what B thinks before B says anything. Then B says something and A's shadow responds before A speaks. Reverse roles.

Option - No shadow characters. Each character voices his/her own thoughts as an aside, before speaking a line.

Teen Party Icebreakers

101



Prepared by

Chnar Sindi

Amanda Harbison

Advanced Multimedia Productions

Luther Jackson Middle School

INTRODUCTION

Who would have thought that theatre games could be an icebreakers at a teen party? Well, when it comes to thinking of socializing activities for events with friends, theatre games could save your life!

What are Theatre Games?

Theatre games help you express yourself. There are no winners or losers when you are playing. It's all about communication and having fun!

Some Theatre Game Focus Points

- Physical expression
- Memorization
- Communication
- Ensemble Building
- Concentration
- Imagination
- Voice expression

Skills You Need and Can Improve

- Self confidence
- Flexibility
- Thinking on your feet
- Concentration
- Listening and noticing

Tongue Twister Tornado

Skills - Concentration, listening and voice agility

Directions – Divide the group into evenly numbered teams, lined up facing the leader.

The first player from each team is given 15 seconds to repeat a given tongue twister as many times as possible.




If a mistake is made, the first player must remain in place.

If the first player doesn't make a mistake, that player moves to the back of the line. Each team's first player repeats the same tongue twister in the 15 sec. time limit.

The second member of each team gets a new tongue twister, so the leader must have the list of tongue twisters organized and ready, as this is a fast moving activity.

The first team to successfully repeat all the given tongue twisters wins.



Some tongue twisters

Truly rural

Toy boat

Lemon liniment