
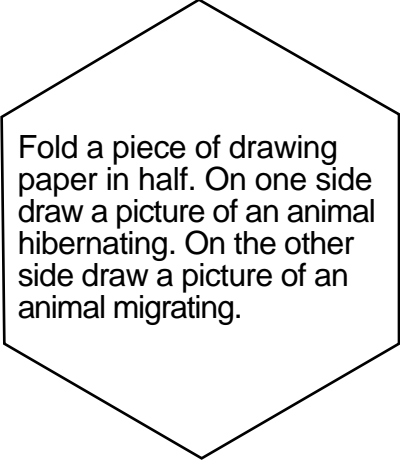


# My Choices

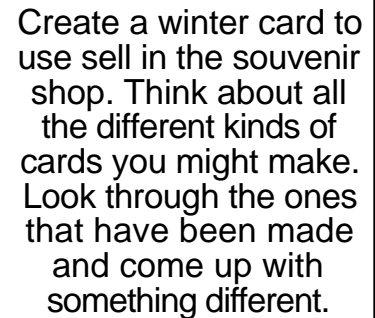
## Winter 2




Using the tune "Twinkle, Twinkle Little Star" write you own song called "Glitter, Glitter, Bright, Bright, Snow."



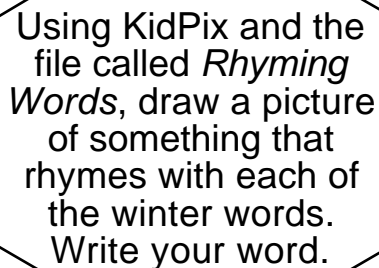
Fold a piece of drawing paper in half. On one side draw a picture of an animal hibernating. On the other side draw a picture of an animal migrating.



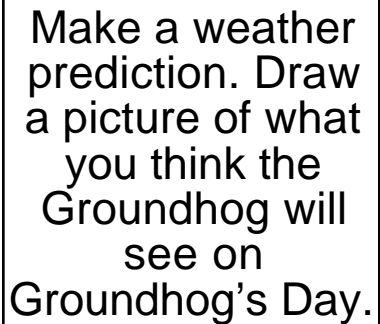
Create a winter card to use sell in the souvenir shop. Think about all the different kinds of cards you might make. Look through the ones that have been made and come up with something different.



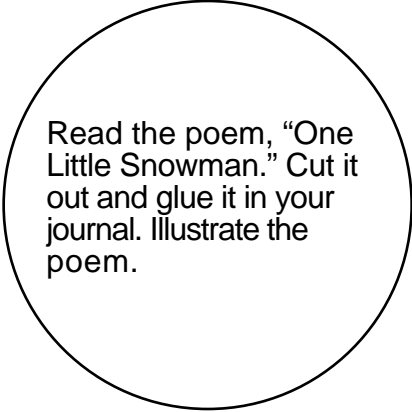
Write a story about a polar bear and a penguin who are best friends.



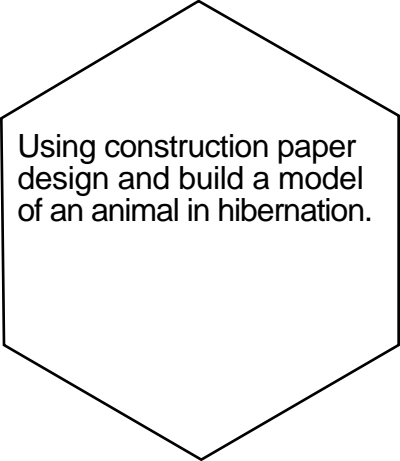
Using KidPix and the file called *Rhyming Words*, draw a picture of something that rhymes with each of the winter words. Write your word.




Make a weather prediction. Draw a picture of what you think the Groundhog will see on Groundhog's Day.



Read the poem, "One Little Snowman." Cut it out and glue it in your journal. Illustrate the poem.



Using construction paper design and build a model of an animal in hibernation.



Open the snowman poem and draw a picture for each page using KidPix.