

January "Snowflake Challenge" JOURNAL

Name: _____ Grade: _____ Teacher: _____


"Snowflake" CHALLENGE!

What: Will it ever snow this year!?!?! While we wait, try this challenge to learn more about snowflakes. Maybe all of our thinking about them will make some fall.

When: Begin Monday, January 16, 2012
End Tuesday, January 31, 2012
Turn in packets during the week of February 1-February 3, 2012

Reward: A special snowflake award!
Gaining recognition on the morning news!
Learn about snowflakes.

Task: Complete two weeks of finding snowflake facts and answering snowflake related questions.
Record your information on the attached sheets.
Turn in a snowflake to bring some snow to Haycock.
Return ALL of your sheets to Mrs. Sesso at the designated time.
Don't forget to include your FIRST and LAST name and your teacher's name!)



January "Snowflake Challenge" JOURNAL

The Science of Snowflakes

(Web Site Hint: <http://www.papersnowflakes.com/science.htm>)

Monday, January 16, 2012

How are snowflakes formed? You may write and/or draw your answer below.

What determines the shape of the snowflake?

How many sides do MANY snowflakes have?_____

Draw a few examples in the boxes...

January "Snowflake Challenge" JOURNAL

Tuesday, January 17, 2012

What are the eight types of snowflakes that fall from the sky? Draw a picture and label them in the space below.

#1		#2		#3		#4	
#5		#6		#7		#8	

Wednesday, January 18, 2012

Why are no two snowflakes alike - what are some of the factors?

Snowflakes can have as little as _____ crystals or as many as _____.

This video shows how ice crystals form: <http://vimeo.com/20515904>

Can snowflakes be symmetrical? _____

Draw a symmetrical snowflake in the space below.



Bonus: How many lines of symmetry does your snowflake have? _____

January "Snowflake Challenge" JOURNAL

Thursday, January 19, 2012

What does it mean to metamorphose as a snowflake?

Bonus: Do you know anything else in nature that also metamorphoses? You may draw and label them below.



Friday, January 20, 2012

Are any two snowflakes alike? _____

What man spent his life studying snowflakes? Look up his name and write at least one fact that you learned about him. You may also draw a picture if you like. (Web Site Hint: <http://snowflakebentley.com/>)

Bonus: What other person has now spent his life also studying snowflakes?



January "Snowflake Challenge" JOURNAL

Saturday, January 21, 2012

Why is snow white?

(Web Site Hint: Check out frequently asked facts at www.snowcrystals.com)

What else is also white - but not really just like snow?

Sunday, January 22, 2012

Is it ever too cold to snow?

Where is it the coldest place on Earth? _____

Has this place helped in snow research? _____

Monday, January 23, 2012

How would you catch a snowflake?

Check out the suggestions at the following web sites. If we have a snowfall - try it out! (With the help of an adult, of course!)

<http://www.papersnowflakes.com/science0.htm>

(Look at the bottom of the web page.)

<http://www.its.caltech.edu/~atomic/snowcrystals/preserve/preserve.htm>

(This is a much more complex way to catch a snowflake!)

January "Snowflake Challenge" JOURNAL

Tuesday, January 24, 2012

What makes a blizzard a blizzard?

(Hint: Look up the definition or check out the following web site:

http://teacher.scholastic.com/activities/wwatch/winter_storms/index.htm)

Draw and define a blizzard! Be sure to explain why they are so dangerous.

Why do blizzards occur or happen?

Wednesday, January 25, 2012

What three factors make a winter storm?

#1) _____

#2) _____

#3) _____

What is a Nor'easter?

January "Snowflake Challenge" JOURNAL

Thursday, January 26 - Tuesday, January 31, 2012

Enjoy the following activities during the long weekend...

Make your own ice spikes...

<http://www.its.caltech.edu/~atomic/snowcrystals/icespikes/icespikes.htm>

Make your own snowflake online...

<http://snowflakes.barkleyus.com/>

Explore cutting your own snowflake online...

<http://www.explorelearning.com/index.cfm?method=cResource.dspView&ResourceID=47>

Now that you have completed making ice spikes and online snowflakes...make your own paper snowflake. Make it as interesting as possible and if you want the school to know it is your OWN unique snowflake - then attach a nametag to it. ☺ Please no HUGE snowflakes!

You may visit the following sites to learn how to make your own snowflake.


<http://www.highhopes.com/snowflakes.html>

<http://www.marcel-kid-crafts.com/snowflake-pattern.html>

Is it snowing yet? Maybe these poems will bring some flakes our way...

Write a poem about snow. You may follow one of these formats:

1. Acrostic using:
S
N
O
W
F
L
A
K
E
S
S



2. Rhyming Verse
3. Non-Rhyming Verse
4. Diamante - a poem that portrays opposites (Hint: Look up cinquains.)