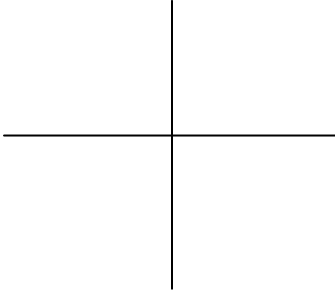






Name \_\_\_\_\_




Date \_\_\_\_\_




For each function named:




1. give the parent equation (an equation that doesn't have any translations)
2. graph the function
3. state the domain and range
4. determine if there is any symmetry, and if so what type
5. determine if the function is even, odd or neither
6. list any asymptotes




Name	Equation	Graph	
Constant			Domain _____ Range _____ Symmetry _____ Even/Odd _____ Asymptotes _____ _____
Linear			Domain _____ Range _____ Symmetry _____ Even/Odd _____ Asymptotes _____ _____




Name	Equation	Graph	
Quadratic			Domain _____ Range _____ Symmetry _____ Even/Odd _____ Asymptotes _____ _____
Cubic			Domain _____ Range _____ Symmetry _____ Even/Odd _____ Asymptotes _____ _____
Absolute Value			Domain _____ Range _____ Symmetry _____ Even/Odd _____ Asymptotes _____ _____




Name	Equation	Graph	
<p>Greatest Integer</p>			<p>Domain _____</p> <p>Range _____</p> <p>Symmetry _____</p> <p>Even/Odd _____</p> <p>Asymptotes _____</p> <p>_____</p>
<p>Square Root</p>			<p>Domain _____</p> <p>Range _____</p> <p>Symmetry _____</p> <p>Even/Odd _____</p> <p>Asymptotes _____</p> <p>_____</p>
<p>Cube Root</p>			<p>Domain _____</p> <p>Range _____</p> <p>Symmetry _____</p> <p>Even/Odd _____</p> <p>Asymptotes _____</p> <p>_____</p>




Name	Equation	Graph	
<p>Reciprocal</p>			<p>Domain _____</p> <p>Range _____</p> <p>Symmetry _____</p> <p>Even/Odd _____</p> <p>Asymptotes _____</p> <p>_____</p>
<p>Squared Reciprocal</p>			<p>Domain _____</p> <p>Range _____</p> <p>Symmetry _____</p> <p>Even/Odd _____</p> <p>Asymptotes _____</p> <p>_____</p>
<p>Rational Function constant function divided by a difference of squares function</p>			<p>Domain _____</p> <p>Range _____</p> <p>Symmetry _____</p> <p>Even/Odd _____</p> <p>Asymptotes _____</p> <p>_____</p>




Name	Equation	Graph	
<p><b>Rational Function</b> linear function divided by a difference of squares function</p>			<p>Domain _____</p> <p>Range _____</p> <p>Symmetry _____</p> <p>Even/Odd _____</p> <p>Asymptotes _____</p> <p>_____</p>
<p><b>Rational Function</b> constant function divided by a sum of squares function</p>			<p>Domain _____</p> <p>Range _____</p> <p>Symmetry _____</p> <p>Even/Odd _____</p> <p>Asymptotes _____</p> <p>_____</p>
<p><b>Rational Function</b> constant function divide by a difference of cubes function</p>			<p>Domain _____</p> <p>Range _____</p> <p>Symmetry _____</p> <p>Even/Odd _____</p> <p>Asymptotes _____</p> <p>_____</p>




Name	Equation	Graph	
<p><b>Rational Function</b> constant function divided by a sum of cubes function</p>			<p>Domain _____</p> <p>Range _____</p> <p>Symmetry _____</p> <p>Even/Odd _____</p> <p>Asymptotes _____</p> <p>_____</p>
<p><b>Exponential</b></p>			<p>Domain _____</p> <p>Range _____</p> <p>Symmetry _____</p> <p>Even/Odd _____</p> <p>Asymptotes _____</p> <p>_____</p>
<p><b>Natural Exponential</b></p>			<p>Domain _____</p> <p>Range _____</p> <p>Symmetry _____</p> <p>Even/Odd _____</p> <p>Asymptotes _____</p> <p>_____</p>




Name	Equation	Graph	
Logarithmic			Domain _____ Range _____ Symmetry _____ Even/Odd _____ Asymptotes _____ _____
Natural Logarithmic			Domain _____ Range _____ Symmetry _____ Even/Odd _____ Asymptotes _____ _____
Sine			Domain _____ Range _____ Symmetry _____ Even/Odd _____ Asymptotes _____ _____




Name	Equation	Graph	
Cosine			Domain _____ Range _____ Symmetry _____ Even/Odd _____ Asymptotes _____ _____
Tangent			Domain _____ Range _____ Symmetry _____ Even/Odd _____ Asymptotes _____ _____
Secant			Domain _____ Range _____ Symmetry _____ Even/Odd _____ Asymptotes _____ _____




Name	Equation	Graph	
Cosecant			Domain _____ Range _____ Symmetry _____ Even/Odd _____ Asymptotes _____ _____
Cotangent			Domain _____ Range _____ Symmetry _____ Even/Odd _____ Asymptotes _____ _____
Arcsine			Domain _____ Range _____ Symmetry _____ Even/Odd _____ Asymptotes _____ _____




Name	Equation	Graph	
Arccosine			Domain _____ Range _____ Symmetry _____ Even/Odd _____ Asymptotes _____ _____
Arctangent			Domain _____ Range _____ Symmetry _____ Even/Odd _____ Asymptotes _____ _____
Piece-wise  containing at least: constant linear 1 asymptote 1 hole a break in the domain over 3 units			Domain _____ Range _____ Symmetry _____ Even/Odd _____ Asymptotes _____ _____

Name	Equation	Graph	
Circle			Domain _____ Range _____ Symmetry _____ Even/Odd _____ Asymptotes _____ _____
Semi-circle			Domain _____ Range _____ Symmetry _____ Even/Odd _____ Asymptotes _____ _____
Polar Cosine Circle			Domain _____ Range _____ Symmetry _____ Even/Odd _____ Asymptotes _____ _____

Name	Equation	Graph	
Polar Sine Circle			Domain _____ Range _____ Symmetry _____ Even/Odd _____ Asymptotes _____ _____
Polar Cosine Rose			Domain _____ Range _____ Symmetry _____ Even/Odd _____ Asymptotes _____ _____
Polar Sine Rose			Domain _____ Range _____ Symmetry _____ Even/Odd _____ Asymptotes _____ _____

Name	Equation	Graph	
Polar Cosine Lemniscate			Domain _____ Range _____ Symmetry _____ Even/Odd _____ Asymptotes _____ _____
Polar Sine Lemniscate			Domain _____ Range _____ Symmetry _____ Even/Odd _____ Asymptotes _____ _____
Polar Cosine Cardioid			Domain _____ Range _____ Symmetry _____ Even/Odd _____ Asymptotes _____ _____

Name	Equation	Graph	
Polar Sine Cardiod			Domain _____ Range _____ Symmetry _____ Even/Odd _____ Asymptotes _____ _____
Polar Cosine "lima bean" a > b			Domain _____ Range _____ Symmetry _____ Even/Odd _____ Asymptotes _____ _____
Polar Sine "lima bean" a > b			Domain _____ Range _____ Symmetry _____ Even/Odd _____ Asymptotes _____ _____

Name	Equation	Graph	
Polar Cosine "loopy" $a < b$			Domain _____ Range _____ Symmetry _____ Even/Odd _____ Asymptotes _____ _____
Polar Sine "loopy" $a < b$			Domain _____ Range _____ Symmetry _____ Even/Odd _____ Asymptotes _____ _____
Parametric with a limited domain			Domain _____ Range _____ Symmetry _____ Even/Odd _____ Asymptotes _____ _____

