

Fairfax County Public Schools
Department of Information Technology
Juniper VPN Project

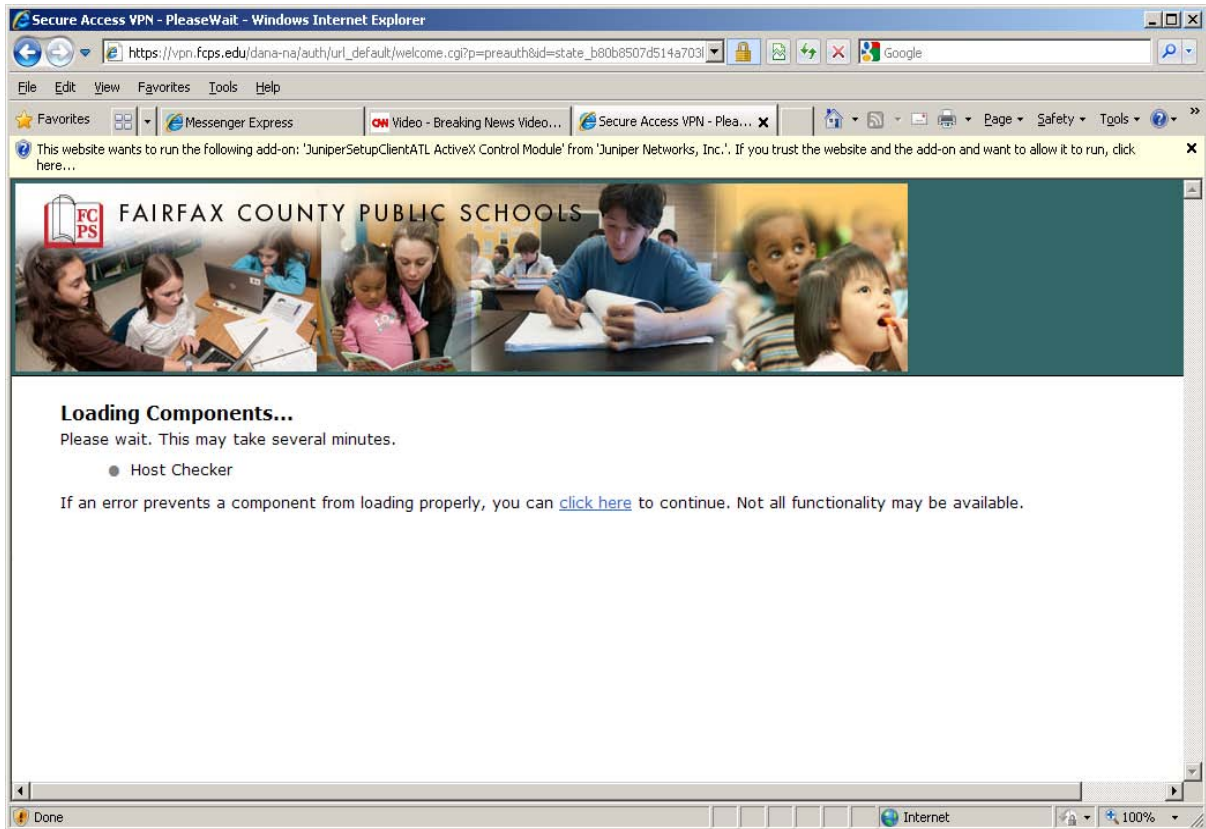
I. Procedure How to Log into VPN:

- Open a web-browser (Any web-browser, but preferably IE x)
- Type in on the URL: <http://VPN.FCPS.EDU>
- You will have the screen as shown below

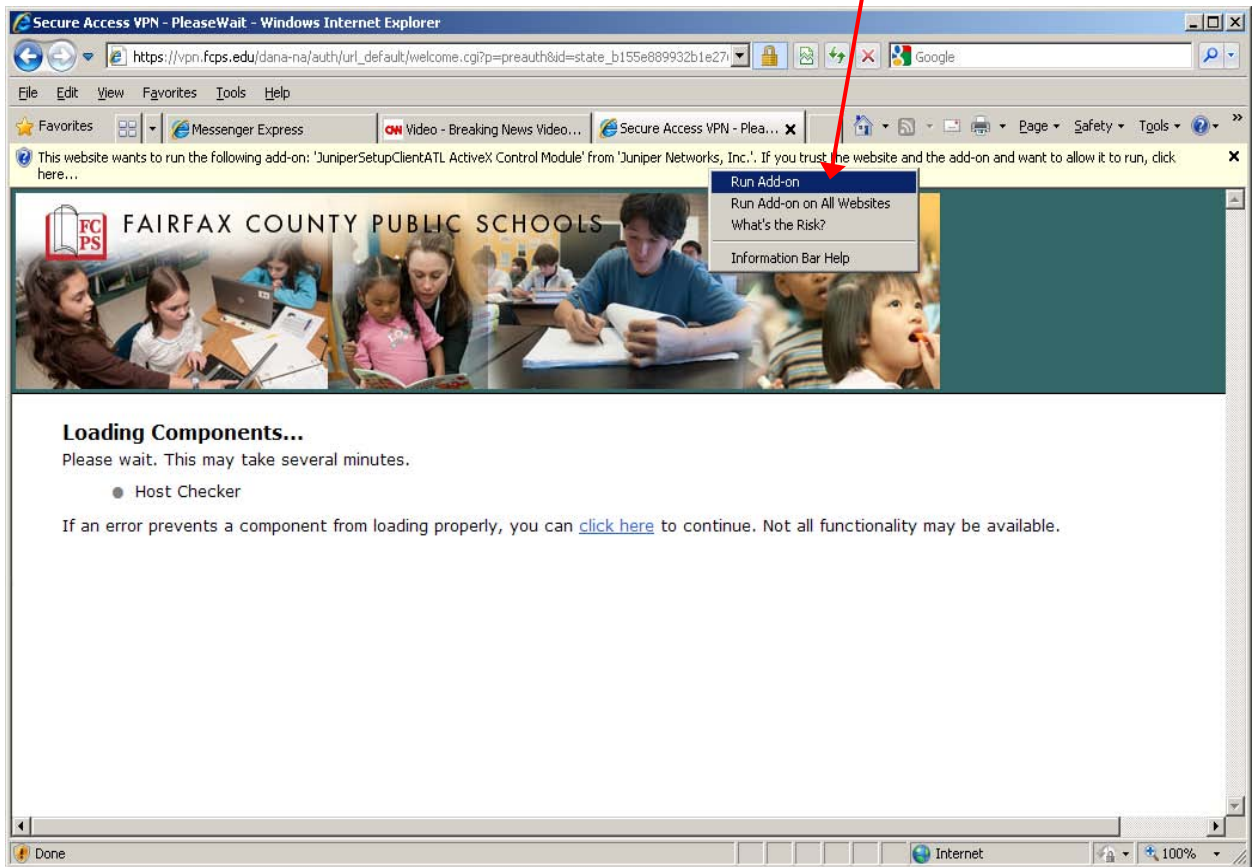


- Please enter your network/email username and password to log in the VPN infrastructure. (Please do not include FCPSEDU\ on your username)

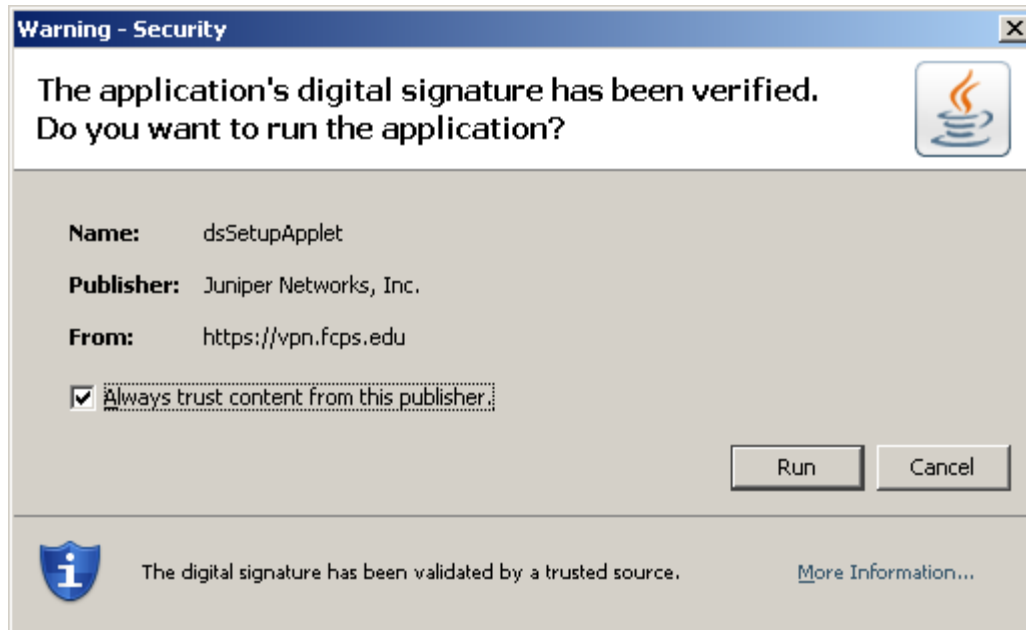
- You should have a below screen after you type in correct username and password. This screen will take **90 seconds** for host checker to perform a virus check on your laptop/desktop. Please be patient.



- For the **first time** logon **only**, you will have to install Active control Java script. Please install it as shown below.



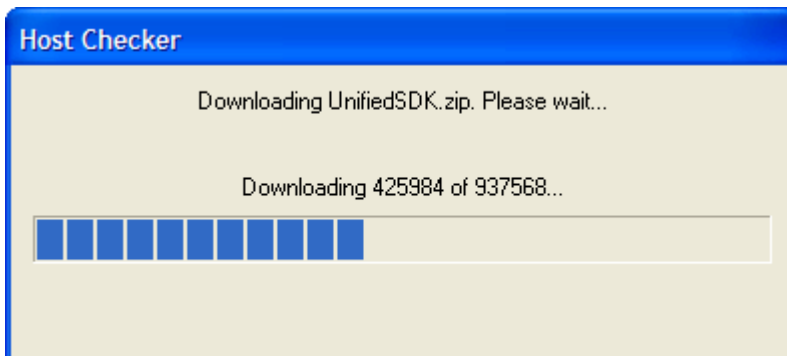
- When you see the below screen pop up, please click run to install the Java script.



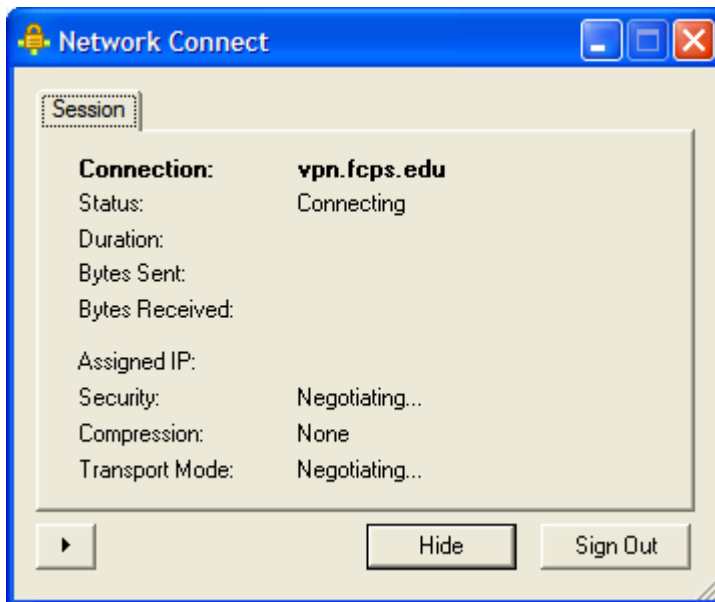
- Please click on the install button to install the standard Java.



- Below screen shows the installation of host checker, which is designed to check the virus protection is up to date on your laptop/desktop. Please be patient and do not click anything during this time. This installation only takes less than a minute.



- Below screen shows that you have been successfully logged into FCPS VPN network. Please do not click anything and the screen will minimize automatically.



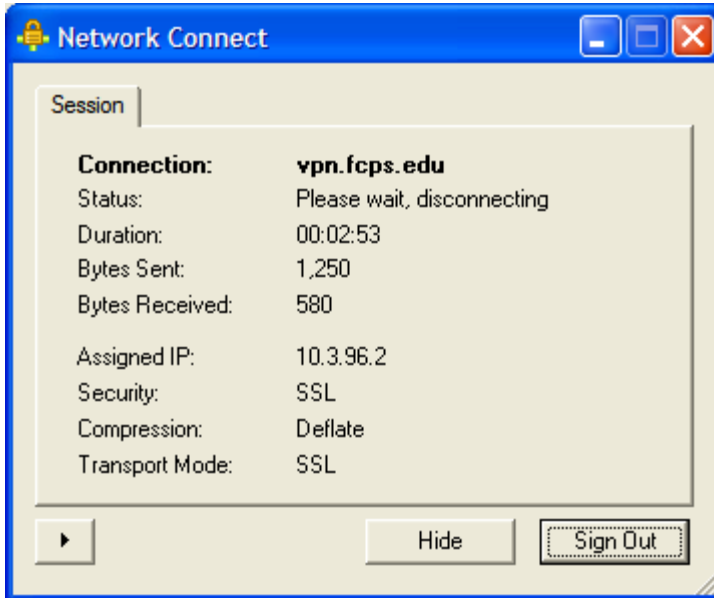
- When you see the below screen, you are now on FCPS VPN network. Please start doing your work.

The screenshot shows a Windows Internet Explorer browser window displaying the FCPSnet Home Page. The address bar shows the URL: <https://vpn.fcps.edu/DanaInfo=fcpsnet.fcps.edu+index.shtml>. The page content includes:

- Navigation Menu (Left):** Administration Center, Budget 2010, Calendars, Customer Service Kudos, Directives, EDSL, Emergency Messages, ERFC, Fairfax County Government Intranet, FCPS 24-7, Forms, Job Opportunities.
- Main Content Area:**
 - FCPSnet Logo:** FCPSnet
 - Navigation Links:** FCPS PUBLIC WEB | DIRECTORY | WHAT'S NEW | SEARCH | SITE INDEX
 - Superintendent's Office:**
 - Advisory Councils
 - Division Counsel
 - Government Relations
 - Hearings Office
 - Internal Audit
 - Student Activities and Athletic Program
 - Clusters:**
 - Cluster I | Cluster II | Cluster III | Cluster IV | Cluster V | Cluster VI | Cluster VII | Cluster VIII
 - Accountability:**
 - About the Department of Accountability
 - PhoneDirectory
 - Department of Accountability News
 - Educational Planning
 - Program Evaluation
 - Student Testing
 - Testing Calendars
 - Testing Memos
 - Reports
 - Communications and Community Outreach:**
 - Business and Community Partnerships
 - Communications and Keep in Touch (KIT)
 - Family and School Partnerships
 - Parent Resource Center
 - Facilities and Transportation Services:**
 - Phone Directory
 - ETS Newsletters
 - Security Alert
- WHAT'S NEW TODAY:**
 - March 30:** The FCPS classifieds offer an opportunity for employees to rent extra rooms, look for an apartment, pet or vacation place, or sell unwanted items. [More](#).
- SUPERINTENDENT'S MESSAGE:**
 - Fri., Mar. 27:** Today's Fanout has information on: Elementary and Middle School President's Award for Educational Excellence; Important Student Data to Support SOL Spring Testing; March Student Membership Certification Change; School Carryover; Water Sources. [More](#).
 - [Memo Archive](#)

II. Procedure How to log out FCPS VPN network:

- On the bottom right of your desktop/laptop, you'll see a yellow lock icon. Please double-click on that icon, and below screen will pop up. Please click on the sign out button as shown below.



III. Procedure How To Update FCPS-provided McAfee Antivirus Software:

- If your laptop/desktop doesn't have any anti virus software or not up-to-date anti virus software, after you are logged in, you will see a red check icon, host checker, at the bottom of your right screen. Please double-click on that icon. Below is the screen you will have:



Your computer's security is unsatisfactory

Your computer does not meet the following security requirements. Please follow the instructions below to fix these problems. When you are done click **Try Again**.

1. **AV Admin**

Instructions: You have not complied with the FCPS antivirus policy. Please [Click here](#) to download and install Anti-Virus Software.

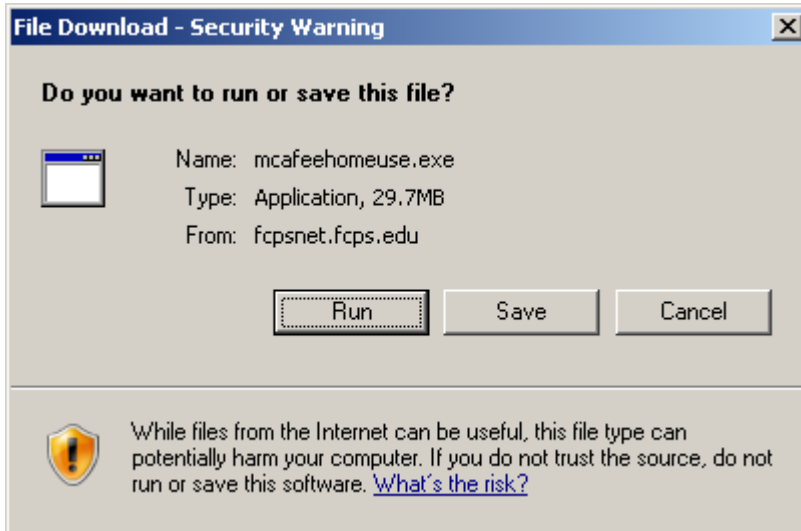
Reasons: Anti-Virus or Anti-Spyware software listed in security requirements is not installed.

Try Again

Do not show remediation again for this session

You can opt to display this page again in your Advanced Preferences.

- If you want to update your antivirus protection, please click on **Click here**. You will see a screen below. Please select **RUN** to start the McAfee installation process, and this process will take 7 to 10 minutes.



Please click **Next** and **YES** a few times to finish the installation process, which will take 7 to 10 minutes. A reboot will be required after the installation.